




**INSTITUTE FOR ANIMAL HEALTH**  
Acting Director: Professor David Paton MA, VetMB, PhD, MRCVS  
PIRBRIGHT LABORATORY  
Ash Road,  
Pirbright,  
Surrey,  
GU24 0NF  
Intn Tel: 00 44 1483 232441  
Tel: 01483 232441 Fax: 01483 232621

## FMD Sequencing Report

Lab Reference WRL Batch Number: WRLFMD/2011/00026

Sender Details:



Date Received: 1<sup>st</sup> June 2011

Country of Origin: DPRK


Date Reported: 10<sup>th</sup> June 2011

Dear Sir,

Sequencing work has now been completed in respect of the samples you submitted and the details are as attached. Please note that all of our phylogenetic trees can be accessed via the internet at:


<http://www.wrlfmd.org/>

Results Approved By:




Official Stamp:

10/6/11



Date:



A UKAS accredited testing laboratory No. 4025.

To help us improve the quality of our service, please send any suggestions or requests to the Reference Laboratory by fax (+44 (0) 1483 232621 or email: [elizabeth.wilson@bbsrc.ac.uk](mailto:elizabeth.wilson@bbsrc.ac.uk))

# FAO World Reference Laboratory for Foot-and-Mouth Disease (WRLFMD)

## Genotyping Report

Report Date for this Batch: 9 June 2011

FMDV type O

Country: Democratic People's Republic of Korea

Period: 2011

No. of samples: 1

BATCH: WRLFMD/2011/00026



The contents of this report are copyright and should not be reproduced without permission

© Institute for Animal Health

# FAO World Reference Laboratory for FMD Genotyping Report

IAH-P-EP-MEG-FOR-005-3

Page 1 of 1

Serotype: O WRLFMD Ref No: DRK/31/2011 Batch No: WRLFMD/2011/00026 Sender Ref: LET-1-2011-1 Location: Pyongon, Democratic People's Republic of Korea Date collected: 01/01/2011 Date received by WRLFMD: 01/06/2011 Date received for sequencing: 07/06/2011 Species: Cattle Material used: BTy1 Region sequenced: VP1 RT-PCR primers: O-1C244F/EUR-2B52R O-1C272F/EUR-2B52R	Report date: 09/06/2011 Reported by: N.J. Knowles Checked by: V. Mioulet Topotype: SEA Genotype/strain: Mya-98 Sequence filename: DRK11-31.SEQ Date sequence last updated: 09/06/2011 No. of Nt determined: 639 No. of ambiguities: 0 Gene length: 639 Total no. of comparisons: 3018 Min. no. of nt for comparison: 600 Total turn-around time: 8 days Sequencing time: 2 days
Comments:	

Most Closely Related Viruses									
Pos.	Virus name	Filename	No. nt comp.	No. nt match.	No. of ambig.	% Id.	% Diff.	Topotype	Strain
1	O/Paju/SKR/2010 (NVRQS)	SKR10-AF	639	633	0	99.06	0.94	SEA	Mya-98
2	O/SKR/13/2010	SKR10-13	639	633	0	99.06	0.94	SEA	Mya-98
3	O/SKR/3/2011	SKR11-03	639	633	0	99.06	0.94	SEA	Mya-98
4	O/SKR/7/2010	SKR10-07	639	633	0	99.06	0.94	SEA	Mya-98
5	O/SKR/8/2011	SKR11-08	639	633	0	99.06	0.94	SEA	Mya-98
6	O/Yeoncheon/SKR/2010 (NVRQS)	SKR10-AE	639	633	0	99.06	0.94	SEA	Mya-98
7	O/Andong 1/SKR/2010 (NVRQS)	SKR10-AC	639	632	0	98.9	1.1	SEA	Mya-98
8	O/HKN/13/2010	HKN10-13	639	632	0	98.9	1.1	SEA	Mya-98
9	O/HKN/14/2010	HKN10-14	639	632	0	98.9	1.1	SEA	Mya-98
10	O/HKN/15/2010	HKN10-15	639	632	0	98.9	1.1	SEA	Mya-98
Most Closely Related Reference Viruses									
(see <a href="http://www.wrlfmd.org/fmd_genotyping/prototypes.htm">http://www.wrlfmd.org/fmd_genotyping/prototypes.htm</a> )									
Pos.	Virus name	Filename	No. nt comp.	No. nt match.	No. of ambig.	% Id.	% Diff.	Topotype	Strain
1	O/MYA/7/98 (DQ164925)	MYA98-07	639	596	0	93.27	6.73	SEA	Mya-98
2	O/TAI/189/87* (TRRL)	TAI87-AC	639	573	0	89.67	10.33	SEA	unnamed
3	O/IRN/8/2005	IRN05-08	639	543	0	84.98	15.02	ME-SA	PanAsia-2
4	O/PAK/16/2010	PAK10-16	639	542	0	84.82	15.18	ME-SA	PanAsia-2 <sup>PUN-10</sup>
5	O/CAM/3/98 (AJ294910)	CAM98-03	639	541	0	84.66	15.34	SEA	Cam-94
6	O/IND/R2/75* (AF204276)	IND75--A	639	541	0	84.66	15.34	ME-SA	unnamed
7	O/TUR/257/2008* (FMDI)	TUR08-AD	639	539	0	84.35	15.65	ME-SA	PanAsia-2 <sup>TER-08</sup>
8	O/UKG/35/2001 (AJ539141)	UKG01-35	639	539	0	84.35	15.65	ME-SA	PanAsia
9	O/TUR/264/2009* (FMDI)	TUR09-AK	639	538	0	84.19	15.81	ME-SA	PanAsia-2 <sup>SAN-09</sup>
10	O/ETH/3/2004 (FJ798109)	ETH04-03	639	537	0	84.04	15.96	EA-3	unnamed

nt, nucleotides

\*, not a WRLFMD reference number

Assembled with Report Generator v4.1

© Institute for Animal Health



# Report on FMDV O in the Democratic People's Republic of Korea in 2011

Batch: WRLFMD/2011/00026

◆ indicates viruses in this batch

