




INSTITUTE FOR ANIMAL HEALTH
Director: Professor John Fazakerley BSc, MBA, PhD, FRCPath
PIRBRIGHT LABORATORY
Ash Road,
Pirbright,
Surrey,
GU24 0NF
Intn Tel: 00 44 1483 232441
Tel: 01483 232441 Fax: 01483 232621

FMD Sequencing Report

Lab Reference WRL Batch Number: WRLFMD/2011/00027

Sender Details:



Date Received: 8th June 2011

Country of Origin: Israel


Date Reported: 23rd June 2011

Dear Dr. Gelman,


Sequencing work has now been completed in respect of the samples you submitted and the details are as attached. Please note that all of our phylogenetic trees can be accessed via the internet at:

<http://www.wrlfmd.org/>


Results Approved By:



Official Stamp:



Date: 23/6/11



A UKAS accredited testing laboratory No. 4025.

To help us improve the quality of our service, please send any suggestions or requests to the Reference Laboratory by fax (+44 (0) 1483 232621 or email: elizabeth.wilson@bbsrc.ac.uk). IAH actively seeks and appreciates feedback, if you would like to offer feedback please complete the WRLFMD survey here: <http://www.surveymonkey.com/s/WRLFMD>

FAO World Reference Laboratory for Foot-and-Mouth Disease (WRLFMD)

Genotyping Report

Report Date for this Batch: 23 June 2011

FMDV type O

Country: Israel

Period: 2011

No. of samples: 6

BATCH: WRLFMD/2011/00027



The contents of this report are copyright and should not be reproduced without permission

© Institute for Animal Health

FAO World Reference Laboratory for FMD Genotyping Report

IAH-P-EP-MEG-FOR-005-3

Page 1 of 1

Serotype: O	Report date: 23/06/2011
WRLFMD Ref No: ISR/4/2011	Reported by: N.J. Knowles
Batch No: WRLFMD/2011/00027	Checked by: D.P. King
Sender Ref: 103429	
Location: Yavne'el, Israel	Topotype: ME-SA
Date collected: 30/04/2011	Genotype/strain: PanAsia-2 ^{ANT-10}
Date received by WRLFMD: 08/06/2011	Sequence filename: ISR11-04.SEQ
Date received for sequencing: 10/06/2011	Date sequence last updated: 23/06/2011
Species: Cattle	No. of Nt determined: 639
Material used: BTy1	No. of ambiguities: 0
Region sequenced: VP1	Gene length: 639
RT-PCR primers: O-1C244F/EUR-2B52R	Total no. of comparisons: 3024
O-1C272F/EUR-2B52R	Min. no. of nt for comparison: 600
	Total turn-around time: 15 days
	Sequencing time: 13 days
Comments:	

Most Closely Related Viruses									
Pos.	Virus name	Filename	No. nt comp.	No. nt match.	No. of ambig.	% Id.	% Diff.	Topotype	Strain
1	O/ISR/1/2011	ISR11-01	639	638	0	99.84	0.16	ME-SA	PanAsia-2 ^{ANT-10}
2	O/ISR/2/2011	ISR11-02	639	638	0	99.84	0.16	ME-SA	PanAsia-2 ^{ANT-10}
3	O/BUL/1/2010	BUL10-01	639	629	0	98.44	1.56	ME-SA	PanAsia-2 ^{ANT-10}
4	O/BUL/10/2011	BUL11-10	639	629	0	98.44	1.56	ME-SA	PanAsia-2 ^{ANT-10}
5	O/BUL/11/2011	BUL11-11	639	629	0	98.44	1.56	ME-SA	PanAsia-2 ^{ANT-10}
6	O/BUL/13/2011	BUL11-13	639	629	0	98.44	1.56	ME-SA	PanAsia-2 ^{ANT-10}
7	O/BUL/14/2011	BUL11-14	639	629	0	98.44	1.56	ME-SA	PanAsia-2 ^{ANT-10}
8	O/BUL/15/2011	BUL11-15	639	629	0	98.44	1.56	ME-SA	PanAsia-2 ^{ANT-10}
9	O/BUL/2/2010	BUL10-02	639	629	0	98.44	1.56	ME-SA	PanAsia-2 ^{ANT-10}
10	O/BUL/2/2010 (RS1)	BUL10A02	639	629	0	98.44	1.56	ME-SA	PanAsia-2 ^{ANT-10}
Most Closely Related Reference Viruses									
(see http://www.wrlfmd.org/fmd_genotyping/prototypes.htm)									
Pos.	Virus name	Filename	No. nt comp.	No. nt match.	No. of ambig.	% Id.	% Diff.	Topotype	Strain
1	O/IRN/88/2009	IRN09-88	639	621	0	97.18	2.82	ME-SA	PanAsia-2 ^{ANT-10}
2	O/IRN/31/2009	IRN09-31	639	594	0	92.96	7.04	ME-SA	PanAsia-2 ^{FAR-09}
3	O/IRN/8/2005	IRN05-08	639	594	0	92.96	7.04	ME-SA	PanAsia-2
4	O/TUR/257/2008* (FMDI)	TUR08-AD	639	592	0	92.64	7.36	ME-SA	PanAsia-2 ^{TER-08}
5	O/PAK/16/2010	PAK10-16	639	589	0	92.18	7.82	ME-SA	PanAsia-2 ^{PUN-10}
6	O/TUR/264/2009* (FMDI)	TUR09-AK	639	589	0	92.18	7.82	ME-SA	PanAsia-2 ^{SAN-09}
7	O/IRN/18/2010	IRN10-18	639	587	0	91.86	8.14	ME-SA	PanAsia-2 ^{BAL-09}
8	O/UKG/35/2001 (AJ539141)	UKG01-35	639	577	0	90.30	9.70	ME-SA	PanAsia
9	O/IRN/61/2001 (DQ164896)	IRN01-61	638	566	1	88.71	11.29	ME-SA	Irn-2001
10	O/KUW/3/97 (DQ164904)	KUW97-03	639	564	0	88.26	11.74	ME-SA	Ind-2001a

nt, nucleotides

*, not a WRLFMD reference number

Assembled with Report Generator v4.1

© Institute for Animal Health

FAO World Reference Laboratory for FMD Genotyping Report

IAH-P-EP-MEG-FOR-005-3

Page 1 of 1

Serotype: O	Report date: 23/06/2011
WRLFMD Ref No: ISR/5/2011	Reported by: N.J. Knowles
Batch No: WRLFMD/2011/00027	Checked by: D.P. King
Sender Ref: 104641	
Location: Tuba, Israel	Topotype: ME-SA
Date collected: 09/05/2011	Genotype/strain: PanAsia-2 ^{ANT-10}
Date received by WRLFMD: 08/06/2011	Sequence filename: ISR11-05.SEQ
Date received for sequencing: 10/06/2011	Date sequence last updated: 23/06/2011
Species: Cattle	No. of Nt determined: 639
Material used: BTy1	No. of ambiguities: 0
Region sequenced: VP1	Gene length: 639
RT-PCR primers: O-1C244F/EUR-2B52R	Total no. of comparisons: 3024
O-1C272F/EUR-2B52R	Min. no. of nt for comparison: 600
	Total turn-around time: 15 days
	Sequencing time: 13 days
Comments:	

Most Closely Related Viruses									
Pos.	Virus name	Filename	No. nt comp.	No. nt match.	No. of ambig.	% Id.	% Diff.	Topotype	Strain
1	O/ISR/6/2011	ISR11-06	639	638	0	99.84	0.16	ME-SA	PanAsia-2 ^{ANT-10}
2	O/ISR/7/2011	ISR11-07	639	637	0	99.69	0.31	ME-SA	PanAsia-2 ^{ANT-10}
3	O/ISR/9/2011	ISR11-09	639	637	0	99.69	0.31	ME-SA	PanAsia-2 ^{ANT-10}
4	O/ISR/8/2011	ISR11-08	639	636	0	99.53	0.47	ME-SA	PanAsia-2 ^{ANT-10}
5	O/PAK/1/2010	PAK10-01	639	631	0	98.75	1.25	ME-SA	PanAsia-2 ^{ANT-10}
6	O/PAK/2/2010	PAK10-02	639	631	0	98.75	1.25	ME-SA	PanAsia-2 ^{ANT-10}
7	O/PAK/5/2010	PAK10-05	639	631	0	98.75	1.25	ME-SA	PanAsia-2 ^{ANT-10}
8	O/PAK/8/2010	PAK10-08	639	631	0	98.75	1.25	ME-SA	PanAsia-2 ^{ANT-10}
9	O/IRN/30/2010	IRN10-30	639	630	0	98.59	1.41	ME-SA	PanAsia-2 ^{ANT-10}
10	O/IRN/4/2010	IRN10-04	639	630	0	98.59	1.41	ME-SA	PanAsia-2 ^{ANT-10}
Most Closely Related Reference Viruses									
(see http://www.wrlfmd.org/fmd_genotyping/prototypes.htm)									
Pos.	Virus name	Filename	No. nt comp.	No. nt match.	No. of ambig.	% Id.	% Diff.	Topotype	Strain
1	O/IRN/88/2009	IRN09-88	639	628	0	98.28	1.72	ME-SA	PanAsia-2 ^{ANT-10}
2	O/IRN/8/2005	IRN05-08	639	605	0	94.68	5.32	ME-SA	PanAsia-2
3	O/IRN/31/2009	IRN09-31	639	604	0	94.52	5.48	ME-SA	PanAsia-2 ^{FAR-09}
4	O/TUR/257/2008* (FMDI)	TUR08-AD	639	604	0	94.52	5.48	ME-SA	PanAsia-2 ^{TER-08}
5	O/TUR/264/2009* (FMDI)	TUR09-AK	639	601	0	94.05	5.95	ME-SA	PanAsia-2 ^{SAN-09}
6	O/PAK/16/2010	PAK10-16	639	600	0	93.90	6.10	ME-SA	PanAsia-2 ^{PUN-10}
7	O/IRN/18/2010	IRN10-18	639	597	0	93.43	6.57	ME-SA	PanAsia-2 ^{BAL-09}
8	O/UKG/35/2001 (AJ539141)	UKG01-35	639	588	0	92.02	7.98	ME-SA	PanAsia
9	O/KUW/3/97 (DQ164904)	KUW97-03	639	570	0	89.20	10.80	ME-SA	Ind-2001a
10	O/OMN/7/2001 (DQ164941)	OMN01-07	639	570	0	89.20	10.80	ME-SA	Ind-2001b

nt, nucleotides

*, not a WRLFMD reference number

Assembled with Report Generator v4.1

© Institute for Animal Health

FAO World Reference Laboratory for FMD Genotyping Report

IAH-P-EP-MEG-FOR-005-3

Page 1 of 1

Serotype: O	Report date: 23/06/2011
WRLFMD Ref No: ISR/6/2011	Reported by: N.J. Knowles
Batch No: WRLFMD/2011/00027	Checked by: D.P. King
Sender Ref: 104972	
Location: Sharona, Israel	Topotype: ME-SA
Date collected: 16/05/2011	Genotype/strain: PanAsia-2 ^{ANT-10}
Date received by WRLFMD: 08/06/2011	Sequence filename: ISR11-06.SEQ
Date received for sequencing: 10/06/2011	Date sequence last updated: 23/06/2011
Species: Sheep	No. of Nt determined: 639
Material used: BTy1	No. of ambiguities: 0
Region sequenced: VP1	Gene length: 639
RT-PCR primers: O-1C244F/EUR-2B52R	Total no. of comparisons: 3024
O-1C272F/EUR-2B52R	Min. no. of nt for comparison: 600
	Total turn-around time: 15 days
	Sequencing time: 13 days
Comments:	

Most Closely Related Viruses									
Pos.	Virus name	Filename	No. nt comp.	No. nt match.	No. of ambig.	% Id.	% Diff.	Topotype	Strain
1	O/ISR/5/2011	ISR11-05	639	638	0	99.84	0.16	ME-SA	PanAsia-2 ^{ANT-10}
2	O/ISR/7/2011	ISR11-07	639	638	0	99.84	0.16	ME-SA	PanAsia-2 ^{ANT-10}
3	O/ISR/9/2011	ISR11-09	639	638	0	99.84	0.16	ME-SA	PanAsia-2 ^{ANT-10}
4	O/ISR/8/2011	ISR11-08	639	637	0	99.69	0.31	ME-SA	PanAsia-2 ^{ANT-10}
5	O/PAK/1/2010	PAK10-01	639	632	0	98.90	1.10	ME-SA	PanAsia-2 ^{ANT-10}
6	O/PAK/2/2010	PAK10-02	639	632	0	98.90	1.10	ME-SA	PanAsia-2 ^{ANT-10}
7	O/PAK/5/2010	PAK10-05	639	632	0	98.90	1.10	ME-SA	PanAsia-2 ^{ANT-10}
8	O/PAK/8/2010	PAK10-08	639	632	0	98.90	1.10	ME-SA	PanAsia-2 ^{ANT-10}
9	O/IRN/30/2010	IRN10-30	639	631	0	98.75	1.25	ME-SA	PanAsia-2 ^{ANT-10}
10	O/IRN/4/2010	IRN10-04	639	631	0	98.75	1.25	ME-SA	PanAsia-2 ^{ANT-10}
Most Closely Related Reference Viruses									
(see http://www.wrlfmd.org/fmd_genotyping/prototypes.htm)									
Pos.	Virus name	Filename	No. nt comp.	No. nt match.	No. of ambig.	% Id.	% Diff.	Topotype	Strain
1	O/IRN/88/2009	IRN09-88	639	629	0	98.44	1.56	ME-SA	PanAsia-2 ^{ANT-10}
2	O/IRN/8/2005	IRN05-08	639	606	0	94.84	5.16	ME-SA	PanAsia-2
3	O/IRN/31/2009	IRN09-31	639	605	0	94.68	5.32	ME-SA	PanAsia-2 ^{FAR-09}
4	O/TUR/257/2008* (FMDI)	TUR08-AD	639	605	0	94.68	5.32	ME-SA	PanAsia-2 ^{TER-08}
5	O/TUR/264/2009* (FMDI)	TUR09-AK	639	602	0	94.21	5.79	ME-SA	PanAsia-2 ^{SAN-09}
6	O/PAK/16/2010	PAK10-16	639	599	0	93.74	6.26	ME-SA	PanAsia-2 ^{PUN-10}
7	O/IRN/18/2010	IRN10-18	639	598	0	93.58	6.42	ME-SA	PanAsia-2 ^{BAL-09}
8	O/UKG/35/2001 (AJ539141)	UKG01-35	639	587	0	91.86	8.14	ME-SA	PanAsia
9	O/KUW/3/97 (DQ164904)	KUW97-03	639	570	0	89.20	10.80	ME-SA	Ind-2001a
10	O/OMN/7/2001 (DQ164941)	OMN01-07	639	570	0	89.20	10.80	ME-SA	Ind-2001b

nt, nucleotides

*, not a WRLFMD reference number

Assembled with Report Generator v4.1

© Institute for Animal Health

FAO World Reference Laboratory for FMD Genotyping Report

IAH-P-EP-MEG-FOR-005-3

Page 1 of 1

Serotype: O	Report date: 23/06/2011
WRLFMD Ref No: ISR/7/2011	Reported by: N.J. Knowles
Batch No: WRLFMD/2011/00027	Checked by: D.P. King
Sender Ref: 104971	
Location: Sharona, Israel	Topotype: ME-SA
Date collected: 21/05/2011	Genotype/strain: PanAsia-2 ^{ANT-10}
Date received by WRLFMD: 08/06/2011	Sequence filename: ISR11-07.SEQ
Date received for sequencing: 10/06/2011	Date sequence last updated: 23/06/2011
Species: Cattle	No. of Nt determined: 639
Material used: BTy1	No. of ambiguities: 0
Region sequenced: VP1	Gene length: 639
RT-PCR primers: O-1C244F/EUR-2B52R	Total no. of comparisons: 3024
O-1C272F/EUR-2B52R	Min. no. of nt for comparison: 600
	Total turn-around time: 15 days
	Sequencing time: 13 days
Comments:	

Most Closely Related Viruses									
Pos.	Virus name	Filename	No. nt comp.	No. nt match.	No. of ambig.	% Id.	% Diff.	Topotype	Strain
1	O/ISR/6/2011	ISR11-06	639	638	0	99.84	0.16	ME-SA	PanAsia-2 ^{ANT-10}
2	O/ISR/5/2011	ISR11-05	639	637	0	99.69	0.31	ME-SA	PanAsia-2 ^{ANT-10}
3	O/ISR/9/2011	ISR11-09	639	637	0	99.69	0.31	ME-SA	PanAsia-2 ^{ANT-10}
4	O/ISR/8/2011	ISR11-08	639	636	0	99.53	0.47	ME-SA	PanAsia-2 ^{ANT-10}
5	O/PAK/1/2010	PAK10-01	639	631	0	98.75	1.25	ME-SA	PanAsia-2 ^{ANT-10}
6	O/PAK/2/2010	PAK10-02	639	631	0	98.75	1.25	ME-SA	PanAsia-2 ^{ANT-10}
7	O/PAK/5/2010	PAK10-05	639	631	0	98.75	1.25	ME-SA	PanAsia-2 ^{ANT-10}
8	O/PAK/8/2010	PAK10-08	639	631	0	98.75	1.25	ME-SA	PanAsia-2 ^{ANT-10}
9	O/IRN/30/2010	IRN10-30	639	630	0	98.59	1.41	ME-SA	PanAsia-2 ^{ANT-10}
10	O/IRN/4/2010	IRN10-04	639	630	0	98.59	1.41	ME-SA	PanAsia-2 ^{ANT-10}
Most Closely Related Reference Viruses									
(see http://www.wrlfmd.org/fmd_genotyping/prototypes.htm)									
Pos.	Virus name	Filename	No. nt comp.	No. nt match.	No. of ambig.	% Id.	% Diff.	Topotype	Strain
1	O/IRN/88/2009	IRN09-88	639	628	0	98.28	1.72	ME-SA	PanAsia-2 ^{ANT-10}
2	O/IRN/8/2005	IRN05-08	639	605	0	94.68	5.32	ME-SA	PanAsia-2
3	O/IRN/31/2009	IRN09-31	639	604	0	94.52	5.48	ME-SA	PanAsia-2 ^{FAR-09}
4	O/TUR/257/2008* (FMDI)	TUR08-AD	639	604	0	94.52	5.48	ME-SA	PanAsia-2 ^{TER-08}
5	O/TUR/264/2009* (FMDI)	TUR09-AK	639	601	0	94.05	5.95	ME-SA	PanAsia-2 ^{SAN-09}
6	O/PAK/16/2010	PAK10-16	639	598	0	93.58	6.42	ME-SA	PanAsia-2 ^{PUN-10}
7	O/IRN/18/2010	IRN10-18	639	597	0	93.43	6.57	ME-SA	PanAsia-2 ^{BAL-09}
8	O/UKG/35/2001 (AJ539141)	UKG01-35	639	586	0	91.71	8.29	ME-SA	PanAsia
9	O/KUW/3/97 (DQ164904)	KUW97-03	639	569	0	89.05	10.95	ME-SA	Ind-2001a
10	O/OMN/7/2001 (DQ164941)	OMN01-07	639	569	0	89.05	10.95	ME-SA	Ind-2001b

nt, nucleotides

*, not a WRLFMD reference number

Assembled with Report Generator v4.1

© Institute for Animal Health

FAO World Reference Laboratory for FMD Genotyping Report

IAH-P-EP-MEG-FOR-005-3

Page 1 of 1

Serotype: O	Report date: 23/06/2011
WRLFMD Ref No: ISR/8/2011	Reported by: N.J. Knowles
Batch No: WRLFMD/2011/00027	Checked by: D.P. King
Sender Ref: 105467	
Location: Keffar Szold, Israel	Topotype: ME-SA
Date collected: 21/05/2011	Genotype/strain: PanAsia-2 ^{ANT-10}
Date received by WRLFMD: 08/06/2011	Sequence filename: ISR11-08.SEQ
Date received for sequencing: 10/06/2011	Date sequence last updated: 23/06/2011
Species: Cattle	No. of Nt determined: 639
Material used: BTy1	No. of ambiguities: 0
Region sequenced: VP1	Gene length: 639
RT-PCR primers: O-1C244F/EUR-2B52R	Total no. of comparisons: 3024
O-1C272F/EUR-2B52R	Min. no. of nt for comparison: 600
	Total turn-around time: 15 days
	Sequencing time: 13 days
Comments:	

Most Closely Related Viruses									
Pos.	Virus name	Filename	No. nt comp.	No. nt match.	No. of ambig.	% Id.	% Diff.	Topotype	Strain
1	O/ISR/6/2011	ISR11-06	639	637	0	99.69	0.31	ME-SA	PanAsia-2 ^{ANT-10}
2	O/ISR/5/2011	ISR11-05	639	636	0	99.53	0.47	ME-SA	PanAsia-2 ^{ANT-10}
3	O/ISR/7/2011	ISR11-07	639	636	0	99.53	0.47	ME-SA	PanAsia-2 ^{ANT-10}
4	O/ISR/9/2011	ISR11-09	639	636	0	99.53	0.47	ME-SA	PanAsia-2 ^{ANT-10}
5	O/PAK/1/2010	PAK10-01	639	630	0	98.59	1.41	ME-SA	PanAsia-2 ^{ANT-10}
6	O/PAK/2/2010	PAK10-02	639	630	0	98.59	1.41	ME-SA	PanAsia-2 ^{ANT-10}
7	O/PAK/5/2010	PAK10-05	639	630	0	98.59	1.41	ME-SA	PanAsia-2 ^{ANT-10}
8	O/PAK/8/2010	PAK10-08	639	630	0	98.59	1.41	ME-SA	PanAsia-2 ^{ANT-10}
9	O/IRN/30/2010	IRN10-30	639	629	0	98.44	1.56	ME-SA	PanAsia-2 ^{ANT-10}
10	O/IRN/4/2010	IRN10-04	639	629	0	98.44	1.56	ME-SA	PanAsia-2 ^{ANT-10}
Most Closely Related Reference Viruses									
(see http://www.wrlfmd.org/fmd_genotyping/prototypes.htm)									
Pos.	Virus name	Filename	No. nt comp.	No. nt match.	No. of ambig.	% Id.	% Diff.	Topotype	Strain
1	O/IRN/88/2009	IRN09-88	639	627	0	98.12	1.88	ME-SA	PanAsia-2 ^{ANT-10}
2	O/IRN/8/2005	IRN05-08	639	606	0	94.84	5.16	ME-SA	PanAsia-2
3	O/IRN/31/2009	IRN09-31	639	603	0	94.37	5.63	ME-SA	PanAsia-2 ^{FAR-09}
4	O/TUR/257/2008* (FMDI)	TUR08-AD	639	603	0	94.37	5.63	ME-SA	PanAsia-2 ^{TER-08}
5	O/TUR/264/2009* (FMDI)	TUR09-AK	639	600	0	93.90	6.10	ME-SA	PanAsia-2 ^{SAN-09}
6	O/PAK/16/2010	PAK10-16	639	599	0	93.74	6.26	ME-SA	PanAsia-2 ^{PUN-10}
7	O/IRN/18/2010	IRN10-18	639	596	0	93.27	6.73	ME-SA	PanAsia-2 ^{BAL-09}
8	O/UKG/35/2001 (AJ539141)	UKG01-35	639	585	0	91.55	8.45	ME-SA	PanAsia
9	O/KUW/3/97 (DQ164904)	KUW97-03	639	568	0	88.89	11.11	ME-SA	Ind-2001a
10	O/OMN/7/2001 (DQ164941)	OMN01-07	639	568	0	88.89	11.11	ME-SA	Ind-2001b

nt, nucleotides

*, not a WRLFMD reference number

Assembled with Report Generator v4.1

© Institute for Animal Health

FAO World Reference Laboratory for FMD Genotyping Report

IAH-P-EP-MEG-FOR-005-3

Page 1 of 1

Serotype: O	Report date: 23/06/2011
WRLFMD Ref No: ISR/9/2011	Reported by: N.J. Knowles
Batch No: WRLFMD/2011/00027	Checked by: D.P. King
Sender Ref: 106449	
Location: Be'eri, Israel	Topotype: ME-SA
Date collected: 30/05/2011	Genotype/strain: PanAsia-2 ^{ANT-10}
Date received by WRLFMD: 08/06/2011	Sequence filename: ISR11-09.SEQ
Date received for sequencing: 10/06/2011	Date sequence last updated: 23/06/2011
Species: Sheep	No. of Nt determined: 639
Material used: BTy1	No. of ambiguities: 0
Region sequenced: VP1	Gene length: 639
RT-PCR primers: O-1C244F/EUR-2B52R	Total no. of comparisons: 3024
O-1C272F/EUR-2B52R	Min. no. of nt for comparison: 600
	Total turn-around time: 15 days
	Sequencing time: 13 days
Comments:	

Most Closely Related Viruses									
Pos.	Virus name	Filename	No. nt comp.	No. nt match.	No. of ambig.	% Id.	% Diff.	Topotype	Strain
1	O/ISR/6/2011	ISR11-06	639	638	0	99.84	0.16	ME-SA	PanAsia-2 ^{ANT-10}
2	O/ISR/5/2011	ISR11-05	639	637	0	99.69	0.31	ME-SA	PanAsia-2 ^{ANT-10}
3	O/ISR/7/2011	ISR11-07	639	637	0	99.69	0.31	ME-SA	PanAsia-2 ^{ANT-10}
4	O/ISR/8/2011	ISR11-08	639	636	0	99.53	0.47	ME-SA	PanAsia-2 ^{ANT-10}
5	O/PAK/1/2010	PAK10-01	639	631	0	98.75	1.25	ME-SA	PanAsia-2 ^{ANT-10}
6	O/PAK/2/2010	PAK10-02	639	631	0	98.75	1.25	ME-SA	PanAsia-2 ^{ANT-10}
7	O/PAK/5/2010	PAK10-05	639	631	0	98.75	1.25	ME-SA	PanAsia-2 ^{ANT-10}
8	O/PAK/8/2010	PAK10-08	639	631	0	98.75	1.25	ME-SA	PanAsia-2 ^{ANT-10}
9	O/IRN/30/2010	IRN10-30	639	630	0	98.59	1.41	ME-SA	PanAsia-2 ^{ANT-10}
10	O/IRN/4/2010	IRN10-04	639	630	0	98.59	1.41	ME-SA	PanAsia-2 ^{ANT-10}
Most Closely Related Reference Viruses									
(see http://www.wrlfmd.org/fmd_genotyping/prototypes.htm)									
Pos.	Virus name	Filename	No. nt comp.	No. nt match.	No. of ambig.	% Id.	% Diff.	Topotype	Strain
1	O/IRN/88/2009	IRN09-88	639	628	0	98.28	1.72	ME-SA	PanAsia-2 ^{ANT-10}
2	O/IRN/8/2005	IRN05-08	639	605	0	94.68	5.32	ME-SA	PanAsia-2
3	O/IRN/31/2009	IRN09-31	639	604	0	94.52	5.48	ME-SA	PanAsia-2 ^{FAR-09}
4	O/TUR/257/2008* (FMDI)	TUR08-AD	639	604	0	94.52	5.48	ME-SA	PanAsia-2 ^{TER-08}
5	O/TUR/264/2009* (FMDI)	TUR09-AK	639	601	0	94.05	5.95	ME-SA	PanAsia-2 ^{SAN-09}
6	O/PAK/16/2010	PAK10-16	639	598	0	93.58	6.42	ME-SA	PanAsia-2 ^{PUN-10}
7	O/IRN/18/2010	IRN10-18	639	597	0	93.43	6.57	ME-SA	PanAsia-2 ^{BAL-09}
8	O/UKG/35/2001 (AJ539141)	UKG01-35	639	586	0	91.71	8.29	ME-SA	PanAsia
9	O/KUW/3/97 (DQ164904)	KUW97-03	639	569	0	89.05	10.95	ME-SA	Ind-2001a
10	O/OMN/7/2001 (DQ164941)	OMN01-07	639	569	0	89.05	10.95	ME-SA	Ind-2001b

nt, nucleotides

*, not a WRLFMD reference number

Assembled with Report Generator v4.1

© Institute for Animal Health

Report on FMDV O in Israel in 2011

Batch: WRLFMD/2011/00027

◆ indicates viruses in this batch

Software: MEGA 5.0

Analysis

Analysis ----- Phylogeny Reconstruction

Scope ----- All Selected Taxa

Statistical Method ----- Neighbor-joining

Phylogeny Test

Test of Phylogeny ----- Bootstrap method

No. of Bootstrap Replications ----- 1000

Substitution Model

Substitutions Type ----- Nucleotide

Model/Method ----- Kimura 2-parameter model

Substitutions to Include ----- d: Transitions + Transversions

Rates and Patterns

Rates among Sites ----- Uniform rates

Pattern among Lineages ----- Same (Homogeneous)

Data Subset to Use

Gaps/Missing Data Treatment ----- Pairwise deletion

Codons Included ----- 1st+2nd+3rd+Non-Coding

No. of Sites : 642

No Of Bootstrap Reps = 1000

Only bootstrap values of 70% and above are shown

*, not a WRLFMD Ref. No.

N.J. Knowles & J. Wadsworth, 23 June 2011

© Institute for Animal Health

