




PIRBRIGHT LABORATORY
Ash Road, Pirbright, Surrey GU24 0NF
Tel: +44 (0)1483 232441 Fax: +44 (0)1483 232448
Email: iah@iah.ac.uk
Website: www.iah.ac.uk

FMD Detection And Serotyping Results

Lab Reference WRL batch Number: WRLFMD/2012/00029

Sender Details:



Date Received: 01/08/2012

Country of Origin: ERITREA


Dear Dr Tesfaleem Tekleglorghis,

Diagnostics work has now been completed in respect of the samples you submitted and the details are as attached.

Results Approved By:



Official Stamp



Date:

30/08/2012



To help us improve the quality of our service, please send any suggestions or requests to the Reference Laboratory by fax (+44 (0)1483 232621) or email (gareth.shimmon@iah.ac.uk). IAH actively seeks and appreciates feedback, if you would like to offer feedback please complete the WRLFMD survey: <http://www.surveymonkey.com/s/WRLFMD>


FMD Detection And Serotyping Results Report

INSTITUTE FOR ANIMAL HEALTH

Director: Professor John Fazakerley BSc, MBA, PhD, FRCPath

Lab Reference WRL Batch Number: WRLFMD/2012/00029

Sender
Details:



PIRBRIGHT LABORATORY

Ash Road, Pirbright,
Surrey GU24 0NF

Tel: +44 (0)1483 232441

Fax: +44 (0)1483 232448

Email: iah@iah.ac.uk

Website: www.iah.ac.uk

Date Received: 01/08/2012 Country Of Origin: ERITREA

Date Tests Completed 30/08/2012

Your Reference	WRL Reference	Description of Sample	PCR Result	Serotyping Result by Cell Culture/ELISA
317/11	ERI 1/2011	CATTLE, epithelium, Collected 16/11/2011	FMDV GD	O
306/11-1	ERI 2/2011	CATTLE, epithelium, Collected 17/11/2011	FMDV GD	O
306/11-3	ERI 3/2011	CATTLE, epithelium, Collected 17/11/2011	FMDV GD	O
307/11-2	ERI 4/2011	CATTLE, epithelium, Collected 17/11/2011	FMDV GD	O
315/11-1	ERI 5/2011	CATTLE, epithelium, Collected 27/11/2011	NGD	NVD
315/11-2	ERI 6/2011	CATTLE, epithelium, Collected 27/11/2011	NGD	NVD
297/11-1	ERI 7/2011	SWINE, epithelium, Collected 05/12/2011	FMDV GD	NVD
296/11-1	ERI 8/2011	SWINE, epithelium, Collected 05/12/2011	FMDV GD	O
296/11-2	ERI 9/2011	SWINE, epithelium, Collected 05/12/2011	FMDV GD	O
297/11-2	ERI 10/2011	SWINE, epithelium, Collected 05/12/2011	FMDV GD	O

NVD - No Virus Detected FMDV GD - FMDV Genome Detected NGD - No Genome Detected

SOPs - WRL 026 (PCR), WRL 002 (Cell Culture), WRL 006 (ELISA)

A UKAS accredited testing laboratory No. 4025.

Your Reference	WRL Reference	Description of Sample	PCR Result	Serotyping Result by Cell Culture/ELISA
297/11-3	ERI 11/2011	SWINE, epithelium, Collected 05/12/2011	FMDV GD	O
297/11-4	ERI 12/2011	SWINE, epithelium, Collected 05/12/2011	FMDV GD	O
306/11-2	ERI 13/2011	SWINE, epithelium, Collected 05/12/2011	FMDV GD	O
297/11-5	ERI 14/2011	SWINE, epithelium, Collected 05/12/2011	FMDV GD	O
297/11-S1	ERI 15/2011	SWINE, fluid/vesicular, Collected 05/12/2011	FMDV GD	O
297/11-S2	ERI 16/2011	SWINE, fluid/vesicular, Collected 05/12/2011	FMDV GD	O
298/11-1	ERI 17/2011	CATTLE, epithelium, Collected 05/12/2011	FMDV GD	O
298/11-2	ERI 18/2011	CATTLE, epithelium, Collected 05/12/2011	FMDV GD	O

NVD - No Virus Detected FMDV GD - FMDV Genome Detected NGD - No Genome Detected
SOPs - WRL 026 (PCR), WRL 002 (Cell Culture), WRL 006 (ELISA)

A UKAS accredited testing laboratory No. 4025.