



PIRBRIGHT LABORATORY
Ash Road, Pirbright, Surrey GU24 0NF
Tel: +44 (0)1483 232441 Fax: +44 (0)1483 232448
Email: iah@iah.ac.uk
Website: www.iah.ac.uk

FMD Detection And Serotyping Results

Lab Reference WRL batch Number: WRLFMD/2012/00031

Sender Details:




Date Received: 08/08/2012

Country of Origin: TANZANIA


Dear Dr S.M. Das,

Diagnostics work has now been completed in respect of the samples you submitted and the details are as attached.

Results Approved By:




Official Stamp



Date:

8/11/12



To help us improve the quality of our service, please send any suggestions or requests to the Reference Laboratory by fax (+44 (0)1483 232621) or email (gareth.shimmon@iah.ac.uk). IAH actively seeks and appreciates feedback, if you would like to offer feedback please complete the WRLFMD survey: <http://www.surveymonkey.com/s/WRLFMD>

FMD Detection And Serotyping Results Report

INSTITUTE FOR ANIMAL HEALTH

Director: Professor John Fazakerley BSc, MBA, PhD, FRCPath

Lab Reference WRL Batch Number: WRLFMD/2012/00031

PIRBRIGHT LABORATORY

Sender
Details:

Ash Road, Pirbright,
Surrey GU24 0NF

Tel: +44 (0)1483 232441

Fax: +44 (0)1483 232448

Email: iah@iah.ac.uk

Website: www.iah.ac.uk

Date Received: 08/08/2012 Country Of Origin: TANZANIA

Date Tests Completed 06/11/2012

Your Reference	WRL Reference	Description of Sample	PCR Result	Serotyping Result by Cell Culture/ELISA
5065	TAN 12/2011	CATTLE, fluid/vesicular, Collected 08/02/2011	NGD	NVD
5066	TAN 13/2011	CATTLE, epithelium/foot, Collected 08/02/2011	FMDV GD	NVD
6510	TAN 1/2012	CATTLE, epithelium, Collected 03/02/2012	FMDV GD	SAT 2
6514	TAN 2/2012	CATTLE, epithelium, Collected 03/02/2012	FMDV GD	FMDV NEG
6546	TAN 3/2012	CATTLE, epithelium, Collected 04/02/2012	FMDV GD	SAT 2
6551	TAN 4/2012	CATTLE, epithelium, Collected 04/02/2012	FMDV GD	NVD
6584	TAN 5/2012	CATTLE, epithelium, Collected 29/02/2012	FMDV GD	SAT 2
6593	TAN 6/2012	CATTLE, epithelium, Collected 29/02/2012	FMDV GD	FMDV NEG
6628	TAN 7/2012	CATTLE, epithelium, Collected 01/03/2012	FMDV GD	SAT 2
6629	TAN 8/2012	CATTLE, epithelium, Collected 01/03/2012	FMDV GD	FMDV NEG

NVD - No Virus Detected FMDV GD - FMDV Genome Detected NGD - No Genome Detected

SOPs - WRL 026 (PCR), WRL 002 (Cell Culture), WRL 006 (ELISA)

A UKAS accredited testing laboratory No. 4025.

Your Reference	WRL Reference	Description of Sample	PCR Result	Serotyping Result by Cell Culture/ELISA
6664	TAN 9/2012	CATTLE, epithelium, Collected 02/03/2012	FMDV GD	SAT 2
6669	TAN 10/2012	CATTLE, epithelium, Collected 02/03/2012	FMDV GD	SAT 2
6972	TAN 11/2012	CATTLE, epithelium, Collected 25/03/2012	NGD	SAT 1
6977	TAN 12/2012	CATTLE, epithelium, Collected 25/03/2012	FMDV GD	SAT 1
7016	TAN 13/2012	CATTLE, epithelium, Collected 17/04/2012	FMDV GD	SAT 2
7023	TAN 14/2012	CATTLE, epithelium, Collected 17/04/2012	FMDV GD	SAT 2
7052	TAN 15/2012	CATTLE, fluid/vesicular, Collected 18/04/2012	NGD	SAT 2
7055	TAN 16/2012	CATTLE, fluid/vesicular, Collected 18/04/2012	FMDV GD	SAT 2
7060	TAN 17/2012	CATTLE, epithelium, Collected 18/04/2012	FMDV GD	NVD
7094	TAN 18/2012	CATTLE, epithelium, Collected 28/04/2012	FMDV GD	SAT 2
7096	TAN 19/2012	CATTLE, epithelium, Collected 28/04/2012	FMDV GD	SAT 2
7134	TAN 20/2012	CATTLE, epithelium, Collected 29/04/2012	NGD	NVD
7135	TAN 21/2012	CATTLE, epithelium, Collected 29/04/2012	FMDV GD	NVD

NVD - No Virus Detected FMDV GD - FMDV Genome Detected NGD - No Genome Detected

SOPs - WRL 026 (PCR), WRL 002 (Cell Culture), WRL 006 (ELISA)

A UKAS accredited testing laboratory No. 4025.

Your Reference	WRL Reference	Description of Sample	PCR Result	Serotyping Result by Cell Culture/ELISA
7176	TAN 22/2012	CATTLE, epithelium, Collected 30/04/2012	FMDV GD	SAT 1
7178	TAN 23/2012	CATTLE, epithelium, Collected 30/04/2012	FMDV GD	SAT 1
7212	TAN 24/2012	CATTLE, epithelium, Collected 01/05/2012	FMDV GD	NVD
7214	TAN 25/2012	CATTLE, epithelium, Collected 01/05/2012	FMDV GD	SAT 1
7253	TAN 26/2012	CATTLE, epithelium, Collected 02/05/2012	NGD	NVD
7258	TAN 27/2012	CATTLE, epithelium, Collected 02/05/2012	NGD	SAT 1
7296	TAN 28/2012	CATTLE, epithelium, Collected 03/05/2012	NGD	NVD
7346	TAN 29/2012	CATTLE, epithelium, Collected 03/05/2012	FMDV GD	NVD
7383	TAN 30/2012	CATTLE, epithelium, Collected 04/05/2012	FMDV GD	NVD
7385	TAN 31/2012	CATTLE, epithelium, Collected 04/05/2012	FMDV GD	NVD
7451	TAN 32/2012	CATTLE, epithelium, Collected 05/05/2012	FMDV GD	SAT 2
7453	TAN 33/2012	CATTLE, epithelium, Collected 05/05/2012	FMDV GD	NVD
7472	TAN 34/2012	CATTLE, fluid/vesicular, Collected 25/05/2012	FMDV GD	SAT 2

NVD - No Virus Detected FMDV GD - FMDV Genome Detected NGD - No Genome Detected

SOPs - WRL 026 (PCR), WRL 002 (Cell Culture), WRL 006 (ELISA)

A UKAS accredited testing laboratory No. 4025.

Your Reference	WRL Reference	Description of Sample	PCR Result	Serotyping Result by Cell Culture/ELISA
7497	TAN 35/2012	CATTLE, fluid/vesicular, Collected 27/05/2012	FMDV GD	SAT 2
7494	TAN 36/2012	CATTLE, fluid/vesicular, Collected 27/05/2012	FMDV GD	SAT 2
7651	TAN 37/2012	CATTLE, epithelium, Collected 27/05/2012	FMDV GD	SAT 2
7306	TAN 38/2012	CATTLE, epithelium, Collected 31/05/2012	FMDV GD	O
7307	TAN 39/2012	CATTLE, epithelium, Collected 31/05/2012	FMDV GD	O
7686	TAN 40/2012	CATTLE, epithelium, Collected 01/06/2012	FMDV GD	A
7687	TAN 41/2012	CATTLE, epithelium, Collected 01/06/2012	FMDV GD	A
7341	TAN 42/2012	CATTLE, epithelium, Collected 02/06/2012	FMDV GD	NVD
7345	TAN 43/2012	CATTLE, epithelium, Collected 02/06/2012	NGD	NVD
6	TAN 44/2012	CATTLE, epithelium, Collected 12/07/2012	FMDV GD	SAT 1
18	TAN 45/2012	CATTLE, epithelium, Collected 12/07/2012	FMDV GD	SAT 1
898	TAN 46/2012	CATTLE, epithelium, Collected 12/07/2012	FMDV GD	NVD

NVD - No Virus Detected FMDV GD - FMDV Genome Detected NGD - No Genome Detected

SOPs - WRL 026 (PCR), WRL 002 (Cell Culture), WRL 006 (ELISA)

A UKAS accredited testing laboratory No. 4025.