




## FMD Detection And Serotyping Results

Lab Reference WRL batch Number: WRLFMD/2021/00009

Sender Details:



Date Received: 02/07/2021

Country of Origin\*: IRAN



Diagnostics work has now been completed in respect of the samples you submitted and the details are as attached.

Results Approved By:



Date: 10/08/21

Official Stamp:



To help us improve the quality of our service, please send any suggestions or requests to the Reference Laboratory by email ([reflabsfeedback@pirbright.ac.uk](mailto:reflabsfeedback@pirbright.ac.uk)).

## FMD Detection And Serotyping Results Report

Lab Reference WRL Batch Number: WRLFMD/2021/00009

Date Received: 02/07/2021 Country Of Origin\*: IRAN

Date Tests Completed: 06/08/2021

Your Reference*	WRL Reference	Description of Sample*	PCR Result	Serotyping Result by Cell Culture/ELISA
IR/1400/67	IRN 1/2020	BOVINE, epithelium, collected 26/04/2020	FMDV GD	ASIA-1
IR/1400/70	IRN 2/2020	BOVINE, epithelium, collected 02/07/2020	FMDV GD	NVD
IR/1400/69	IRN 3/2020	BOVINE, epithelium, collected 21/07/2020	FMDV GD	NVD
IR/1400/73	IRN 4/2020	BOVINE, epithelium, collected 22/07/2020	FMDV GD	O
IR/1400/74	IRN 5/2020	BOVINE, epithelium/foot/scrapings, collected 23/07/2020	FMDV GD	O
IR/1400/68	IRN 6/2020	BOVINE, epithelium, collected 26/07/2020	FMDV GD	NVD
IR/1400/75	IRN 7/2020	BOVINE, epithelium, collected 28/07/2020	FMDV GD	O
IR/1400/66	IRN 8/2020	BOVINE, epithelium, collected 20/08/2020	FMDV GD	O
IR/1400/36	IRN 9/2020	BOVINE, epithelium, collected 22/08/2020	FMDV GD	O
IR/1400/71	IRN 10/2020	BOVINE, epithelium, collected 01/10/2020	FMDV GD	O
IR/1400/56	IRN 11/2020	SHEEP, heart, collected 22/10/2020	FMDV GD	O
IR/1400/72	IRN 12/2020	BOVINE, heart, collected 26/10/2020	FMDV GD	A

### Version 1

NVD - No Virus Detected FMDV GD - FMDV Genome Detected NGD - No Genome Detected

SOPs: WRL-SOP-35 and WRL-SOP-26 (rRT-PCR), WRL-SOP-2 (Virus isolation), WRL-SOP-6 and WRL-SOP-39 (Ag-ELISA)

\* Data supplied by the customer

The results relate only to the samples tested and as received. This report shall not be reproduced, except in full.

Your Reference*	WRL Reference	Description of Sample*	PCR Result	Serotyping Result by Cell Culture/ELISA
IR/1400/51	IRN 13/2020	BOVINE, heart, collected 05/11/2020	FMDV GD	A
IR/1400/52	IRN 14/2020	BOVINE, epithelium, collected 09/11/2020	FMDV GD	NVD
IR/1400/57	IRN 15/2020	SHEEP, heart, collected 16/11/2020	FMDV GD	O
IR/1400/65	IRN 16/2020	BOVINE, epithelium, collected 17/11/2020	FMDV GD	O
IR/1400/62	IRN 17/2020	BOVINE, epithelium, collected 21/11/2020	FMDV GD	O
IR/1400/58	IRN 18/2020	BOVINE, epithelium, collected 22/11/2020	FMDV GD	A
IR/1400/59	IRN 19/2020	BOVINE, epithelium, collected 25/11/2020	FMDV GD	NVD
IR/1400/63	IRN 20/2020	BOVINE, heart, collected 05/12/2020	FMDV GD	A
IR/1400/61	IRN 21/2020	BOVINE, epithelium, collected 07/12/2020	FMDV GD	O
IR/1400/55	IRN 22/2020	BOVINE, epithelium, collected 09/12/2020	FMDV GD	O
IR/1400/64	IRN 23/2020	BOVINE, heart, collected 13/12/2020	FMDV GD	A
IR/1400/60	IRN 24/2020	BOVINE, heart, collected 14/12/2020	FMDV GD	NVD
IR/1400/54	IRN 1/2021	BOVINE, epithelium, collected 07/01/2021	FMDV GD	A

**Version 1**

NVD - No Virus Detected FMDV GD - FMDV Genome Detected NGD - No Genome Detected

SOPs: WRL-SOP-35 and WRL-SOP-26 (rRT-PCR), WRL-SOP-2 (Virus isolation), WRL-SOP-6 and WRL-SOP-39 (Ag-ELISA)

\* Data supplied by the customer

The results relate only to the samples tested and as received. This report shall not be reproduced, except in full.

Your Reference*	WRL Reference	Description of Sample*	PCR Result	Serotyping Result by Cell Culture/ELISA
IR/1400/50	IRN 2/2021	BOVINE, epithelium, collected 14/01/2021	FMDV GD	A
IR/1400/53	IRN 3/2021	BOVINE, epithelium, collected 20/01/2021	FMDV GD	O
IR/1400/49	IRN 4/2021	BOVINE, epithelium, collected 21/01/2021	FMDV GD	A
IR/1400/48	IRN 5/2021	BOVINE, epithelium, collected 26/01/2021	FMDV GD	A
IR/1400/45	IRN 6/2021	BOVINE, epithelium, collected 03/02/2021	FMDV GD	A
IR/1400/47	IRN 7/2021	BOVINE, epithelium, collected 07/02/2021	FMDV GD	O
IR/1400/46	IRN 8/2021	BOVINE, epithelium, collected 09/02/2021	FMDV GD	A
IR/1400/44	IRN 9/2021	BOVINE, epithelium, collected 11/02/2021	FMDV GD	A
IR/1400/43	IRN 10/2021	SHEEP, heart, collected 15/02/2021	FMDV GD	O
IR/1400/41	IRN 11/2021	BOVINE, epithelium, collected 01/03/2021	FMDV GD	O
IR/1400/42	IRN 12/2021	BOVINE, heart, collected 01/03/2021	FMDV GD	O
IR/1400/40	IRN 13/2021	SHEEP, heart, collected 02/03/2021	FMDV GD	O
IR/1400/39	IRN 14/2021	BOVINE, heart, collected 24/03/2021	FMDV GD	NVD

**Version 1**

NVD - No Virus Detected FMDV GD - FMDV Genome Detected NGD - No Genome Detected

SOPs: WRL-SOP-35 and WRL-SOP-26 (rRT-PCR), WRL-SOP-2 (Virus isolation), WRL-SOP-6 and WRL-SOP-39 (Ag-ELISA)

\* Data supplied by the customer

The results relate only to the samples tested and as received. This report shall not be reproduced, except in full.

