




4025



FMD Detection And Serotyping Results

Lab Reference WRL batch Number: WRLFMD/2022/00001

Sender Details:




Date Received: 04/02/2022


Country of Origin*: PAKISTAN

Diagnostics work has now been completed in respect of the samples you submitted and the details are as attached.

Result




Official Stamp:



Date

3/3/2021



To help us improve the quality of our service, please send any suggestions or requests to the Reference Laboratory by email (reflabsfeedback@pirbright.ac.uk).

Version 1

Page 1 of 5

* Data supplied by the customer

Batch: IAHB/2022/00202

FMD Detection And Serotyping Results Report

Lab Reference WRL Batch Number: WRLFMD/2022/00001

Date Received: 04/02/2022 Country Of Origin*: PAKISTAN

Date Tests Completed: 03/03/2022

Your Reference*	WRL Reference	Description of Sample*	PCR Result	Serotyping Result by Cell Culture/ELISA
PK-07	PAK 1/2021	CATTLE, epithelium, collected 23/02/2021	FMDV GD	O
PK-03	PAK 2/2021	CATTLE, epithelium, collected 24/02/2021	FMDV GD	NVD
PK-05	PAK 3/2021	CATTLE, epithelium, collected 11/03/2021	FMDV GD	O
PK-06	PAK 4/2021	BUFFALO, epithelium, collected 11/03/2021	FMDV GD	O
PK-04	PAK 5/2021	CATTLE, epithelium, collected 16/03/2021	FMDV GD	NVD
PK-11	PAK 6/2021	CATTLE, epithelium, collected 30/03/2021	FMDV GD	O
PK-12	PAK 7/2021	CATTLE, epithelium, collected 07/04/2021	FMDV GD	O
PK-13	PAK 8/2021	CATTLE, epithelium, collected 07/04/2021	FMDV GD	O
PK-10	PAK 9/2021	CATTLE, epithelium, collected 08/04/2021	FMDV GD	O
PK-01	PAK 10/2021	CATTLE, epithelium, collected 16/04/2021	FMDV GD	NVD
PK-14	PAK 11/2021	CATTLE, epithelium, collected 23/04/2021	FMDV GD	NVD
PK-15	PAK 12/2021	BUFFALO, epithelium, collected 23/04/2021	FMDV GD	O

Version 1

NVD - No Virus Detected FMDV GD - FMDV Genome Detected NGD - No Genome Detected

SOPs: WRL-SOP-35 and WRL-SOP-26 (rRT-PCR), WRL-SOP-2 (Virus isolation), WRL-SOP-6 and WRL-SOP-39 (Ag-ELISA)

* Data supplied by the customer

The results relate only to the samples tested and as received. This report shall not be reproduced, except in full.

Your Reference*	WRL Reference	Description of Sample*	PCR Result	Serotyping Result by Cell Culture/ELISA
PK-16	PAK 13/2021	CATTLE, epithelium, collected 19/05/2021	FMDV GD	O
PK-17	PAK 14/2021	CATTLE, epithelium, collected 20/05/2021	FMDV GD	O
PK-18	PAK 15/2021	CATTLE, epithelium, collected 20/05/2021	FMDV GD	O
PK-19	PAK 16/2021	CATTLE, epithelium, collected 20/05/2021	FMDV GD	O
PK-22	PAK 17/2021	CATTLE, epithelium, collected 29/05/2021	FMDV GD	O
PK-23	PAK 18/2021	CATTLE, epithelium, collected 29/05/2021	FMDV GD	O
PK-24	PAK 19/2021	CATTLE, epithelium, collected 02/06/2021	FMDV GD	NVD
PK-25	PAK 20/2021	CATTLE, epithelium, collected 02/06/2021	FMDV GD	NVD
PK-26	PAK 21/2021	CATTLE, epithelium, collected 03/06/2021	FMDV GD	O
PK-08	PAK 22/2021	CATTLE, epithelium, collected 15/07/2021	FMDV GD	A
PK-09	PAK 23/2021	CATTLE, epithelium, collected 15/07/2021	FMDV GD	O
PK-20	PAK 24/2021	CATTLE, epithelium, collected 09/09/2021	FMDV GD	O
PK-21	PAK 25/2021	CATTLE, epithelium, collected 09/09/2021	NGD	NVD

Version 1 NVD - No Virus Detected FMDV GD - FMDV Genome Detected NGD - No Genome Detected
 SOPs: WRL-SOP-35 and WRL-SOP-26 (rRT-PCR), WRL-SOP-2 (Virus isolation), WRL-SOP-6 and WRL-SOP-39 (Ag-ELISA)

* Data supplied by the customer

The results relate only to the samples tested and as received. This report shall not be reproduced, except in full.

Your Reference*	WRL Reference	Description of Sample*	PCR Result	Serotyping Result by Cell Culture/ELISA
PK-02	PAK 26/2021	BUFFALO, epithelium, collected 15/09/2021	NGD	NVD
PK-27	PAK 27/2021	CATTLE, epithelium, collected 30/09/2021	FMDV GD	O
PK-28	PAK 28/2021	CATTLE, epithelium, collected 30/09/2021	FMDV GD	A
PK-29	PAK 29/2021	CATTLE, epithelium, collected 30/09/2021	FMDV GD	A
PK-30	PAK 30/2021	CATTLE, epithelium, collected 30/09/2021	FMDV GD	A
PK-31	PAK 31/2021	CATTLE, epithelium, collected 13/11/2021	FMDV GD	ASIA-1
PK-32	PAK 32/2021	CATTLE, epithelium, collected 13/11/2021	FMDV GD	ASIA-1
PK-33	PAK 33/2021	CATTLE, epithelium, collected 15/11/2021	FMDV GD	ASIA-1
PK-40	PAK 34/2021	CATTLE, epithelium, collected 16/11/2021	FMDV GD	NVD
PK-41	PAK 35/2021	CATTLE, epithelium, collected 16/11/2021	FMDV GD	NVD
PK-42	PAK 36/2021	CATTLE, epithelium, collected 16/11/2021	FMDV GD	NVD
PK-34	PAK 37/2021	CATTLE, epithelium, collected 17/11/2021	FMDV GD	ASIA-1
PK-43	PAK 38/2021	CATTLE, epithelium, collected 18/11/2021	FMDV GD	ASIA-1

Version 1 NVD - No Virus Detected FMDV GD - FMDV Genome Detected NGD - No Genome Detected
SOPs: WRL-SOP-35 and WRL-SOP-26 (rRT-PCR), WRL-SOP-2 (Virus isolation), WRL-SOP-6 and WRL-SOP-39 (Ag-ELISA)

* Data supplied by the customer

The results relate only to the samples tested and as received. This report shall not be reproduced, except in full.

Your Reference*	WRL Reference	Description of Sample*	PCR Result	Serotyping Result by Cell Culture/ELISA
PK-44	PAK 39/2021	CATTLE, epithelium, collected 19/11/2021	FMDV GD	ASIA-1
PK-45	PAK 40/2021	CATTLE, epithelium, collected 19/11/2021	FMDV GD	O
PK-46	PAK 41/2021	CATTLE, epithelium, collected 19/11/2021	FMDV GD	NVD
PK-47	PAK 42/2021	CATTLE, epithelium, collected 19/11/2021	FMDV GD	ASIA-1
PK-48	PAK 43/2021	CATTLE, epithelium, collected 19/11/2021	FMDV GD	NVD
PK-49	PAK 44/2021	CATTLE, epithelium, collected 20/11/2021	FMDV GD	NVD
PK-35	PAK 45/2021	CATTLE, epithelium, collected 24/11/2021	FMDV GD	ASIA-1
PK-50	PAK 46/2021	CATTLE, epithelium, collected 24/11/2021	FMDV GD	NVD
PK-36	PAK 47/2021	CATTLE, epithelium, collected 20/12/2021	FMDV GD	ASIA-1
PK-37	PAK 48/2021	CATTLE, epithelium, collected 20/12/2021	FMDV GD	ASIA-1
PK-38	PAK 49/2021	CATTLE, epithelium, collected 20/12/2021	FMDV GD	ASIA-1
PK-39	PAK 50/2021	CATTLE, epithelium, collected 21/12/2021	FMDV GD	ASIA-1

Results are determined on the basis of the acceptance criteria defined on the validation of the tests described.

Version 1 NVD - No Virus Detected FMDV GD - FMDV Genome Detected NGD - No Genome Detected
SOPs: WRL-SOP-35 and WRL-SOP-26 (rRT-PCR), WRL-SOP-2 (Virus isolation), WRL-SOP-6 and WRL-SOP-39 (Ag-ELISA)

* Data supplied by the customer

The results relate only to the samples tested and as received. This report shall not be reproduced, except in full.