



FMD Detection And Serotyping Results

Lab Reference WRL batch Number: WRLFMD/2022/00004

Sender Details:





Date Received: 16/03/2022

Country of Origin*: TUNISIA

Diagnostics work has now been completed in respect of the samples you submitted and the details are as attached.


Results Approved By:

Official Stamp:



Date:

18/5/2022



To help us improve the quality of our service, please send any suggestions or requests to the Reference Laboratory by email (reflabsfeedback@pirbright.ac.uk).

FMD Detection And Serotyping Results Report

Lab Reference WRL Batch Number: WRLFMD/2022/00004

Date Received: 16/03/2022 Country Of Origin*: TUNISIA

Date Tests Completed: 29/03/2022

| Your Reference* | WRL Reference | Description of Sample* | PCR Result | Serotyping Result by Cell Culture/ELISA |
|------------------|---------------|--|------------|---|
| O/TUN/22ZZ745/22 | TUN 1/2022 | CATTLE, fluid/lab isolate sample, collected 04/01/2022 | FMDV GD | O |
| O/TUN/22ZZ749/22 | TUN 2/2022 | CATTLE, fluid/lab isolate sample, collected 04/01/2022 | FMDV GD | O |
| O/TUN/22ZZ753/22 | TUN 3/2022 | CATTLE, fluid/lab isolate sample, collected 05/01/2022 | FMDV GD | O |

Results are determined on the basis of the acceptance criteria defined on the validation of the tests described.

Version 1

NVD - No Virus Detected FMDV GD - FMDV Genome Detected NGD - No Genome Detected

SOPs: WRL-SOP-35 and WRL-SOP-26 (rRT-PCR), WRL-SOP-2 (Virus isolation), WRL-SOP-6 and WRL-SOP-39 (Ag-ELISA)

* Data supplied by the customer

The results relate only to the samples tested and as received. This report shall not be reproduced, except in full.