




INSTITUTE FOR ANIMAL HEALTH
Director: Professor Martin W. Shirley, PhD
PIRBRIGHT LABORATORY
Ash Road,
Pirbright,
Surrey,
GU24 0NF
Intn Tel: 00 44 1483 232441
Tel: 01483 232441 Fax: 01483 232621

FMD Vaccine Matching Strain Differentiation Report

Lab Reference WRL Batch Number: WRLFMD/2009/00039


Sender Details:




Date Received: 31st July 2009 2009
Country of Origin: Botswana
Date Reported: 30th November 2009

Report no:	VNT			LPBE					
Vaccine:	VNT	Sat2 Eri	Sat2 Zim	ELISA	Sat2 Zim 7/83	Sat2 Zim 11/89	Sat2 Zam 3/81	Sat2 Bot 3/77	Sat2 Eritrea (Rea)
Field Isolate:									
Sat2 Bot 6/2009	Mean	0.14	0.37	Mean	DNT	0.59	DNT	0.13	DNT

Results Appr



Official Stamp:



Date:

11/2/09

To help us improve the quality of our service, please send any suggestions or requests to the Reference Laboratory by fax (+44 (0) 1483 232621 or email: elizabeth.byrom@bbsrc.ac.uk)

Interpretation of Results

In the case of Virus Neutralisation Test (VNT):

$r_1 = \geq 0.3$. Suggests that there is a close relationship between field isolate and vaccine strain. A potent vaccine containing the vaccine strain is likely to confer protection.

$r_1 = < 0.3$. Suggests that the field isolate is so different from the vaccine strain that the vaccine is unlikely to protect

In the case of Liquid Phase Blocking Elisa (LPBE):

$r_1 = 0.4-1.0$. Suggests that there is a close relationship between field isolate and vaccine strain. A potent vaccine containing the vaccine strain is likely to confer protection.

$r_1 = 0.2-0.39$, Suggests that the field isolate is antigenically related to the vaccine strain. The vaccine strain might be suitable for use if no closer match can be found provided that a potent vaccine is used and animals are preferably immunised more than once.

$r_1 = < 0.2$. Suggests that the field isolate is so different from the vaccine strain that the vaccine is unlikely to protect.