




PIRBRIGHT LABORATORY  
Ash Road, Pirbright, Surrey GU24 0NF  
Tel: +44 (0)1483 232441 Fax: +44 (0)1483 232448  
Email: [iah@bbsrc.ac.uk](mailto:iah@bbsrc.ac.uk)  
Website: [www.iah.bbsrc.ac.uk](http://www.iah.bbsrc.ac.uk)

## FMD Detection And Serotyping Results

Lab Reference WRL batch Number: WRLFMD/2011/00007

Sender Details:




Date Received: 09/02/2011

Country of Origin: LIBYA


Dear Dr Taher Ahmed Maatoug,

Diagnostics work has now been completed in respect of the samples you submitted and the details are as attached.


Results Approved By:



Official Stamp:



Date: 18/02/2011




To help us improve the quality of our service, please send any suggestions or requests to the Reference Laboratory by fax (+44 (0)1483 232621) or email ([elizabeth.wilson@bbsrc.ac.uk](mailto:elizabeth.wilson@bbsrc.ac.uk))

**FMD Detection And Serotyping Results Report**

INSTITUTE FOR ANIMAL HEALTH

Acting Director: Professor David Paton MA, VetMB, PhD, MRCVS

Lab Reference WRL Batch Number: WRLFMD/2011/00007

Sender:  
Details:

PIRBRIGHT LABORATORY

Ash Road, Pirbright,  
Surrey GU24 0NF

Tel: +44 (0)1483 232441

Fax: +44 (0)1483 232448

Email: iah@bbsrc.ac.uk

Website: www.iah.bbsrc.ac.uk

Date Received: 09/02/2011 Country Of Origin: LIBYA

Date Tests Completed 18/02/2011

Your Reference	WRL Reference	Description of Sample	PCR Result	Serotyping Result by Cell Culture/ELISA
A1	LIB 1/2011	CATTLE, blood, Collected 31/01/2011	NEG	NVD
A2	LIB 2/2011	CATTLE, serum, Collected 31/01/2011	NEG	NVD
B1	LIB 3/2011	CATTLE, blood, Collected 31/01/2011	NEG	NVD
B2	LIB 4/2011	CATTLE, serum, Collected 31/01/2011	NEG	NVD
C2	LIB 5/2011	CATTLE, serum, Collected 31/01/2011	NEG	NVD
C3	LIB 6/2011	CATTLE, swab + epithelium, Collected 31/01/2011	<b>POS</b>	NVD
S1	LIB 7/2011	SHEEP, serum, Collected 31/01/2011	NEG	NVD
S2	LIB 8/2011	SHEEP, serum, Collected 31/01/2011	NEG	NVD
S3	LIB 9/2011	SHEEP, serum, Collected 31/01/2011	NEG	NVD
S4	LIB 10/2011	SHEEP, serum, Collected 31/01/2011	NEG	NVD

NVD - No Virus Detected POS - FMDV Genome Detected NEG - No FMDV Genome Detected FMDVGD - FMDV Genome Detected

SOPs - WRL 026 (PCR), WRL 002 (Cell Culture), WRL 006 (ELISA)

Your Reference	WRL Reference	Description of Sample	PCR Result	Serotyping Result by Cell Culture/ELISA
S5	LIB 11/2011	SHEEP, serum, Collected 31/01/2011	NEG	NVD
S6	LIB 12/2011	SHEEP, serum, Collected 31/01/2011	NEG	NVD
S7	LIB 13/2011	SHEEP, serum, Collected 31/01/2011	NEG	NVD
S8	LIB 14/2011	SHEEP, serum, Collected 31/01/2011	NEG	NVD
S9	LIB 15/2011	SHEEP, serum, Collected 31/01/2011	NEG	NVD
S10	LIB 16/2011	SHEEP, serum, Collected 31/01/2011	NEG	NVD

NVD - No Virus Detected POS - FMDV Genome Detected NEG - No FMDV Genome Detected FMDVGD - FMDV Genome Detected  
 SOPs - WRL 026 (PCR), WRL 002 (Cell Culture), WRL 006 (ELISA)