



PIRBRIGHT LABORATORY
Ash Road, Pirbright, Surrey GU24 0NF
Tel: +44 (0)1483 232441 Fax: +44 (0)1483 232448
Email: iah@bbsrc.ac.uk
Website: www.iah.bbsrc.ac.uk

FMD Detection And Serotyping Results

Lab Reference WRL batch Number: WRLFMD/2011/00014

Sender Details:




Date Received: 08/03/2011

Country of Origin: SOUTH AFRICA, REPUBLIC OF


Dear Dr Rahana Dwarka,

Diagnostics work has now been completed in respect of the samples you submitted and the details are as attached.

Results Approved By:




Official Stamp:



Date:

18 / 3 / 11



To help us improve the quality of our service, please send any suggestions or requests to the Reference Laboratory by fax (+44 (0)1483 232621) or email (elizabeth.wilson@bbsrc.ac.uk)

FMD Detection And Serotyping Results Report

INSTITUTE FOR ANIMAL HEALTH

Acting Director: Professor David Paton MA, VetMB, PhD, MRCVS

Lab Reference WRL Batch Number: WRLFMD/2011/00014

Sender
Details:

PIRBRIGHT LABORATORY

Ash Road, Pirbright,
Surrey GU24 0NF

Tel: +44 (0)1483 232441

Fax: +44 (0)1483 232448

Email: iah@bbsrc.ac.uk

Website: www.iah.bbsrc.ac.uk

Date Received: 08/03/2011 **Country Of Origin:** SOUTH AFRICA, REPUBLIC **Date Tests Completed** 18/03/2011

Your Reference	WRL Reference	Description of Sample	PCR Result	Serotyping Result by Cell Culture/ELISA
10/1314 #1	SAR 1/2011	CATTLE, probang, Collected 02/03/2011	NEG	NVD
10/1314 #2	SAR 2/2011	CATTLE, probang, Collected 02/03/2011	NEG	NVD
10/1314 #3	SAR 3/2011	CATTLE, probang, Collected 02/03/2011	NEG	NVD
10/1314 #4	SAR 4/2011	CATTLE, probang, Collected 02/03/2011	NEG	NVD
10/1314 #5	SAR 5/2011	CATTLE, probang, Collected 02/03/2011	NEG	NVD
10/1314 #6	SAR 6/2011	CATTLE, probang, Collected 02/03/2011	NEG	NVD
10/1314 #7	SAR 7/2011	CATTLE, epithelial suspension, Collected 02/03/2011	NEG	NVD
10/1314 #8	SAR 8/2011	CATTLE, probang, Collected 02/03/2011	NEG	NVD
10/1314 #9	SAR 9/2011	CATTLE, probang, Collected 02/03/2011	NEG	NVD
10/1314 #10	SAR 10/2011	CATTLE, probang, Collected 02/03/2011	NEG	NVD

NVD - No Virus Detected POS - FMDV Genome Detected NEG - No FMDV Genome Detected FMDVGD - FMDV Genome Detected

SOPs - WRL 026 (PCR), WRL 002 (Cell Culture), WRL 006 (ELISA)

Your Reference	WRL Reference	Description of Sample	PCR Result	Serotyping Result by Cell Culture/ELISA
10/1314 #11	SAR 11/2011	CATTLE, probang, Collected 02/03/2011	NEG	NVD
10/1314 #12	SAR 12/2011	CATTLE, probang, Collected 02/03/2011	NEG	NVD
10/1314 #13	SAR 13/2011	CATTLE, probang, Collected 02/03/2011	NEG	NVD
10/1314 #14	SAR 14/2011	CATTLE, probang, Collected 02/03/2011	NEG	NVD
10/1314 #15	SAR 15/2011	CATTLE, probang, Collected 02/03/2011	NEG	NVD
10/1314 #16	SAR 16/2011	CATTLE, probang, Collected 02/03/2011	NEG	NVD
10/1314 #17	SAR 17/2011	CATTLE, probang, Collected 02/03/2011	NEG	NVD
10/1314 #18	SAR 18/2011	CATTLE, probang, Collected 02/03/2011	NEG	NVD
10/1314 #19	SAR 19/2011	CATTLE, probang, Collected 02/03/2011	NEG	NVD
10/1314 #20	SAR 20/2011	CATTLE, probang, Collected 02/03/2011	NEG	NVD
10/1314 #21	SAR 21/2011	CATTLE, probang, Collected 02/03/2011	NEG	NVD
10/1314 #22	SAR 22/2011	CATTLE, probang, Collected 02/03/2011	NEG	NVD
10/1314 #23	SAR 23/2011	CATTLE, probang, Collected 02/03/2011	NEG	NVD
10/1314 #24	SAR 24/2011	CATTLE, probang, Collected 02/03/2011	NEG	NVD

NVD - No Virus Detected POS - FMDV Genome Detected NEG - No FMDV Genome Detected FMDVGD - FMDV Genome Detected

SOPs - WRL 026 (PCR), WRL 002 (Cell Culture), WRL 006 (ELISA)