


## FMD Detection And Serotyping Results

Lab Reference WRL batch Number: WRLFMD/2011/00026

Sender Details:




Date Received: 01/06/2011

Country of Origin: KOREA, NORTH


Dear Sir,

Diagnostics work has now been completed in respect of the samples you submitted and the details are as attached.

Results Approved By:




Official Stamp:



Date:

6/6/11



To help us improve the quality of our service, please send any suggestions or requests to the Reference Laboratory by fax (+44 (0)1483 232621) or email ([elizabeth.wilson@bbsrc.ac.uk](mailto:elizabeth.wilson@bbsrc.ac.uk))

**FMD Detection And Serotyping Results Report**

INSTITUTE FOR ANIMAL HEALTH

Acting Director: Professor David Paton MA, VetMB, PhD, MRCVS

Lab Reference WRL Batch Number: WRLFMD/2011/00026

Sender  
Details:

PIRBRIGHT LABORATORY

Ash Road, Pirbright,  
Surrey GU24 0NF

Tel: +44 (0)1483 232441

Fax: +44 (0)1483 232448

Email: iah@bbsrc.ac.uk

Website: www.iah.bbsrc.ac.uk

Date Received: 01/06/2011 Country Of Origin: KOREA, NORTH

Date Tests Completed 06/06/2011

Your Reference	WRL Reference	Description of Sample	PCR Result	Serotyping Result by Cell Culture/ELISA
Serum sample 1 (infected bovine)	NKR 1/2011	CATTLE, serum, Collected 01/01/2011	NEG	NVD
Serum sample 2 (infected bovine)	NKR 2/2011	CATTLE, serum, Collected 01/01/2011	NEG	NVD
Serum sample 3 (infected bovine)	NKR 3/2011	CATTLE, serum, Collected 01/01/2011	NEG	NVD
Serum sample 4 (infected bovine)	NKR 4/2011	CATTLE, serum, Collected 01/01/2011	NEG	NVD
Serum sample 5 (infected bovine)	NKR 5/2011	CATTLE, serum, Collected 01/01/2011	NEG	NVD
Serum sample 6 (infected bovine)	NKR 6/2011	CATTLE, serum, Collected 01/01/2011	NEG	NVD
Serum sample 7 (infected bovine)	NKR 7/2011	CATTLE, serum, Collected 01/01/2011	NEG	NVD
Serum sample 8 (infected bovine)	NKR 8/2011	CATTLE, serum, Collected 01/01/2011	NEG	NVD
Serum sample 9 (infected bovine)	NKR 9/2011	CATTLE, serum, Collected 01/01/2011	NEG	NVD
Serum sample 10 (infected bovine)	NKR 10/2011	CATTLE, serum, Collected 01/01/2011	NEG	NVD

NVD - No Virus Detected POS - FMDV Genome Detected NEG - No FMDV Genome Detected FMDVGD - FMDV Genome Detected  
SOPs - WRL 026 (PCR), WRL 002 (Cell Culture), WRL 006 (ELISA)

A UKAS accredited testing laboratory No. 4025.

Your Reference	WRL Reference	Description of Sample	PCR Result	Serotyping Result by Cell Culture/ELISA
Serum sample 11 (infected bovine)	NKR 11/2011	CATTLE, serum, Collected 01/01/2011	NEG	NVD
Serum sample 12 (infected bovine)	NKR 12/2011	CATTLE, serum, Collected 01/01/2011	NEG	NVD
Serum sample 13 (infected bovine)	NKR 13/2011	CATTLE, serum, Collected 01/01/2011	NEG	NVD
Serum sample 14 (infected bovine)	NKR 14/2011	CATTLE, serum, Collected 01/01/2011	NEG	NVD
Serum sample 15 (infected bovine)	NKR 15/2011	CATTLE, serum, Collected 01/01/2011	NEG	NVD
Serum sample 1 (Non-infected bovine)	NKR 16/2011	CATTLE, serum, Collected 01/01/2011	NEG	NVD
Serum sample 2 (Non-infected bovine)	NKR 17/2011	CATTLE, serum, Collected 01/01/2011	NEG	NVD
Serum sample3 (Non-infected bovine)	NKR 18/2011	CATTLE, serum, Collected 01/01/2011	NEG	NVD
Serum sample 4 (Non-infected bovine)	NKR 19/2011	CATTLE, serum, Collected 01/01/2011	NEG	NVD
Serum sample 5 (Non-infected bovine)	NKR 20/2011	CATTLE, serum, Collected 01/01/2011	NEG	NVD
Serum sample 6 (Non-infected bovine)	NKR 21/2011	CATTLE, serum, Collected 01/01/2011	NEG	NVD
Serum sample 7 (Non-infected bovine)	NKR 22/2011	CATTLE, serum, Collected 01/01/2011	NEG	NVD
Serum sample 8 (Non-infected bovine)	NKR 23/2011	CATTLE, serum, Collected 01/01/2011	NEG	NVD

NVD - No Virus Detected POS - FMDV Genome Detected NEG - No FMDV Genome Detected FMDVGD - FMDV Genome Detected  
SOPs - WRL 026 (PCR), WRL 002 (Cell Culture), WRL 006 (ELISA)

A UKAS accredited testing laboratory No. 4025.



Your Reference	WRL Reference	Description of Sample	PCR Result	Serotyping Result by Cell Culture/ELISA
Serum sample 9 (Non-infected bovine)	NKR 24/2011	CATTLE, serum, Collected 01/01/2011	NEG	NVD
Serum sample 10 (Non-infected bovine)	NKR 25/2011	CATTLE, serum, Collected 01/01/2011	NEG	NVD
Serum sample 11 (Non-infected bovine)	NKR 26/2011	CATTLE, serum, Collected 01/01/2011	NEG	NVD
Serum sample 12 (Non-infected bovine)	NKR 27/2011	CATTLE, serum, Collected 01/01/2011	NEG	NVD
Serum sample 13 (Non-infected bovine)	NKR 28/2011	CATTLE, serum, Collected 01/01/2011	NEG	NVD
Serum sample 14 (Non-infected bovine)	NKR 29/2011	CATTLE, serum, Collected 01/01/2011	NEG	NVD
Serum sample 15 (Non-infected bovine)	NKR 30/2011	CATTLE, serum, Collected 01/01/2011	NEG	NVD
LET-1-2011-1	NKR 31/2011	CATTLE, epithelium, Collected 01/01/2011	<b>POS</b>	O

NVD - No Virus Detected POS - FMDV Genome Detected NEG - No FMDV Genome Detected FMDVGD - FMDV Genome Detected  
SOPs - WRL 026 (PCR), WRL 002 (Cell Culture), WRL 006 (ELISA)

A UKAS accredited testing laboratory No. 4025.