




PIRBRIGHT LABORATORY  
Ash Road, Pirbright, Surrey GU24 0NF  
Tel: +44 (0)1483 232441 Fax: +44 (0)1483 232448  
Email: iah@bbsrc.ac.uk  
Website: www.iah.bbsrc.ac.uk

## FMD Detection And Serotyping Results

Lab Reference WRL batch Number: WRLFMD/2011/00033

Sender Details:




Date Received: 28/07/2011

Country of Origin: THAILAND


Dear Wilai Linchongsubongkoch,

Diagnostics work has now been completed in respect of the samples you submitted and the details are as attached.

Results Approved By:



Official Stamp



Date:

5/8/11



To help us improve the quality of our service, please send any suggestions or requests to the Reference Laboratory by fax (+44 (0)1483 232621) or email (elizabeth.wilson@bbsrc.ac.uk). IAH actively seeks and appreciates feedback, if you would like to offer feedback please complete the WRLFMD survey: <http://www.surveymonkey.com/s/WRLFMD>

# FAO World Reference Laboratory for Foot-and-Mouth Disease (WRLFMD)

## Serotyping Report

Report date for this batch: 05-Aug-2011

FMDV type: A, O

Country: THAILAND

Year: 2011

Number of samples: 17

BATCH: WRLFMD/2011/00033



The contents of this report are copyright and should not be reproduced without permission

© Institute for Animal Health

*FMD Detection And Serotyping Results*

WRL Batch: WRLFMD/2011/00033

IAH Batch: IAHB/2011/00590

## FMD Detection And Serotyping Results Report


INSTITUTE FOR ANIMAL HEALTH

Director: Professor John Fazakerley BSc, MBA, PhD, FRCPath

Lab Reference WRL Batch Number: WRLFMD/2011/00033

PIRBRIGHT LABORATORY

Sender  
Details:



Ash Road, Pirbright,  
Surrey GU24 0NF

Tel: +44 (0)1483 232441

Fax: +44 (0)1483 232448

Email: iah@bbsrc.ac.uk

Website: www.iah.bbsrc.ac.uk

Date Received: 28/07/2011 Country Of Origin: THAILAND

Date Tests Completed 04/08/2011

Your Reference	WRL Reference	Description of Sample	PCR Result	Serotyping Result by Cell Culture/ELISA
67-3/10 R2 B1	TAI 7/2010	CATTLE, fluid/cell culture, Collected 03/12/2010	POS	A
73/10 R3 B1	TAI 8/2010	CATTLE, fluid/cell culture, Collected 15/12/2010	POS	A
72/10 R2 B1	TAI 9/2010	CATTLE, fluid/cell culture, Collected 20/12/2010	POS	O
1/11 R1	TAI 10/2010	CATTLE, fluid/cell culture, Collected 30/12/2010	POS	O
3-2/11 R2 B1	TAI 1/2011	CATTLE, fluid/cell culture, Collected 04/01/2011	POS	A
7-1/11 R1 B2	TAI 2/2011	PIG, fluid/cell culture, Collected 26/01/2011	POS	O
10-2/11 R2 B1	TAI 3/2011	CATTLE, fluid/cell culture, Collected 28/01/2011	POS	A
37-1/11 R1 B1	TAI 4/2011	PIG, fluid/cell culture, Collected 31/01/2011	POS	O
46/11 R1	TAI 5/2011	CATTLE, fluid/cell culture, Collected 10/03/2011	POS	O
53-1/11 R2 B2	TAI 6/2011	CATTLE, fluid/cell culture, Collected 12/05/2011	POS	A

NVD - No Virus Detected POS - FMDV Genome Detected NEG - No FMDV Genome Detected FMDVGD - FMDV Genome Detected

SOPs - WRL 026 (PCR), WRL 002 (Cell Culture), WRL 006 (ELISA)

A UKAS accredited testing laboratory No. 4025.

<b>Your Reference</b>	<b>WRL Reference</b>	<b>Description of Sample</b>	<b>PCR Result</b>	<b>Serotyping Result by Cell Culture/ELISA</b>
66/11 R2 B2	TAI 7/2011	CATTLE, fluid/cell culture, Collected 02/06/2011	<b>POS</b>	O
68-1/11 R1 B2	TAI 8/2011	CATTLE, fluid/cell culture, Collected 02/06/2011	<b>POS</b>	A
70-2/11 R2 B1	TAI 9/2011	CATTLE, fluid/cell culture, Collected 02/06/2011	<b>POS</b>	A
73-2/11 R2 B1	TAI 10/2011	CATTLE, fluid/cell culture, Collected 02/06/2011	<b>POS</b>	A
74/11 R1 B2	TAI 11/2011	CATTLE, fluid/cell culture, Collected 06/06/2011	<b>POS</b>	A
75/11 R2 B2	TAI 12/2011	CATTLE, fluid/cell culture, Collected 07/06/2011	<b>POS</b>	A
76-1/11 R1 B4	TAI 13/2011	CATTLE, fluid/cell culture, Collected 14/06/2011	<b>POS</b>	A

NVD - No Virus Detected    POS - FMDV Genome Detected    NEG - No FMDV Genome Detected    FMDVGD - FMDV Genome Detected  
SOPs - WRL 026 (PCR), WRL 002 (Cell Culture), WRL 006 (ELISA)

A UKAS accredited testing laboratory No. 4025.