




PIRBRIGHT LABORATORY
Ash Road, Pirbright, Surrey GU24 0NF
Tel: +44 (0)1483 232441 Fax: +44 (0)1483 232448
Email: iah@bbsrc.ac.uk
Website: www.iah.bbsrc.ac.uk

FMD Detection And Serotyping Results

Lab Reference WRL batch Number: WRLFMD/2011/00042

Sender Details:




Date Received: 29/09/2011

Country of Origin: CONGO, DEMOCRATIC REPUBLIC OF


Dear Dr Bushu Mulinda,

Diagnostics work has now been completed in respect of the samples you submitted and the details are as attached.

Results Approved By:




Official Stamp



Date:

18/10/2011



To help us improve the quality of our service, please send any suggestions or requests to the Reference Laboratory by fax (+44 (0)1483 232621) or email (elizabeth.wilson@bbsrc.ac.uk). IAH actively seeks and appreciates feedback, if you would like to offer feedback please complete the WRLFMD survey: <http://www.surveymonkey.com/s/WRLFMD>

FMD Detection And Serotyping Results Report

INSTITUTE FOR ANIMAL HEALTH

Director: Professor John Fazakerley BSc, MBA, PhD, FRCPath

Lab Reference WRL Batch Number: WRLFMD/2011/00042

PIRBRIGHT LABORATORY

Sender
Details:Ash Road, Pirbright,
Surrey GU24 0NF

Tel: +44 (0)1483 232441

Fax: +44 (0)1483 232448

Email: iah@bbsrc.ac.uk

Website: www.iah.bbsrc.ac.uk

Date Received: 29/09/2011 Country Of Origin: CONGO, DEMOCRATIC REPU Date Tests Completed 18/10/2011

Your Reference	WRL Reference	Description of Sample	PCR Result	Serotyping Result by Cell Culture/ELISA
MUT 2	COD 1/2010	CATTLE, epithelium, Collected 05/10/2010	POS	O
MUT 3	COD 2/2010	CATTLE, epithelium, Collected 05/10/2010	POS	O
LUB 5	COD 3/2010	CATTLE, epithelium, Collected 06/10/2010	POS	O
LUB 8	COD 4/2010	CATTLE, epithelium, Collected 06/10/2010	POS	O
LUB 10	COD 5/2010	CATTLE, epithelium, Collected 06/10/2010	POS	NVD
KAK 11	COD 6/2010	CATTLE, epithelium, Collected 06/10/2010	NEG	NVD
KAK 16	COD 7/2010	CATTLE, epithelium, Collected 06/10/2010	POS	NVD
KAL 19	COD 1/2011	CATTLE, epithelium, Collected 01/02/2011	POS	NVD
KAL 22	COD 2/2011	CATTLE, epithelium, Collected 01/02/2011	POS	A
KAV 29	COD 3/2011	CATTLE, epithelium, Collected 02/02/2011	POS	A

NVD - No Virus Detected POS - FMDV Genome Detected NEG - No FMDV Genome Detected FMDVGD - FMDV Genome Detected
SOPs - WRL 026 (PCR), WRL 002 (Cell Culture), WRL 006 (ELISA)

A UKAS accredited testing laboratory No. 4025.

Your Reference	WRL Reference	Description of Sample	PCR Result	Serotyping Result by Cell Culture/ELISA
KAV 32	COD 4/2011	CATTLE, epithelium, Collected 02/02/2011	POS	NVD
KAV 37	COD 5/2011	CATTLE, epithelium, Collected 02/02/2011	POS	NVD
KAV 42	COD 6/2011	CATTLE, epithelium, Collected 02/02/2011	POS	NVD
KAV 45	COD 7/2011	CATTLE, epithelium, Collected 02/02/2011	POS	NVD
KAV 52	COD 8/2011	CATTLE, epithelium, Collected 02/02/2011	POS	A
KIT 83	COD 9/2011	CATTLE, epithelium, Collected 03/02/2011	POS	A
KIT 86	COD 10/2011	CATTLE, epithelium, Collected 03/02/2011	POS	A
KIT 89	COD 11/2011	CATTLE, epithelium, Collected 03/02/2011	POS	A
KIT 92	COD 12/2011	CATTLE, epithelium, Collected 03/02/2011	POS	A
KIT 97	COD 13/2011	CATTLE, epithelium, Collected 03/02/2011	POS	NVD

NVD - No Virus Detected POS - FMDV Genome Detected NEG - No FMDV Genome Detected FMDVGD - FMDV Genome Detected
SOPs - WRL 026 (PCR), WRL 002 (Cell Culture), WRL 006 (ELISA)

A UKAS accredited testing laboratory No. 4025.