



PIRBRIGHT LABORATORY  
Ash Road, Pirbright, Surrey GU24 0NF  
Tel: +44 (0)1483 232441 Fax: +44 (0)1483 232448  
Email: [iah@iah.ac.uk](mailto:iah@iah.ac.uk)  
Website: [www.iah.bbsrc.ac.uk](http://www.iah.bbsrc.ac.uk)

## FMD Detection And Serotyping Results

Lab Reference WRL batch Number: WRLFMD/2011/00047

Sender Details:




Date Received: 07/12/2011

Country of Origin: HONG KONG, SPECIAL ADMIN. REGI


Dear Dr Elaine Francis Lee,

Diagnostics work has now been completed in respect of the samples you submitted and the details are as attached.

Results Approved By: \_\_\_\_\_



Official Stamp



Date:

13 / 12 / 11



To help us improve the quality of our service, please send any suggestions or requests to the Reference Laboratory by fax (+44 (0)1483 232621) or email ([gareth.shimmon@iah.ac.uk](mailto:gareth.shimmon@iah.ac.uk)). IAH actively seeks and appreciates feedback, if you would like to offer feedback please complete the WRLFMD survey: <http://www.surveymonkey.com/s/WRLFMD>

## FMD Detection And Serotyping Results Report


INSTITUTE FOR ANIMAL HEALTH

Director: Professor John Fazakerley BSc, MBA, PhD, FRCPath

Lab Reference WRL Batch Number: WRLFMD/2011/00047

PIRBRIGHT LABORATORY

Sender  
Details:



Ash Road, Pirbright,  
Surrey GU24 0NF

Tel: +44 (0)1483 232441

Fax: +44 (0)1483 232448

Email: [iah@iah.ac.uk](mailto:iah@iah.ac.uk)

Website: [www.iah.bbsrc.ac.uk](http://www.iah.bbsrc.ac.uk)

Date Received: 07/12/2011 Country Of Origin: HONG KONG, SPECIAL ADM Date Tests Completed 12/12/2011

Your Reference	WRL Reference	Description of Sample	PCR Result	Serotyping Result by Cell Culture/ELISA
FMD 03/11 11-05460 (1)	HKN 8/2011	PIG, epithelium, Collected 14/11/2011	POS	O
FMD 03/11 11-05460 (2)	HKN 9/2011	PIG, epithelium, Collected 14/11/2011	POS	O

NVD - No Virus Detected POS - FMDV Genome Detected NEG - No FMDV Genome Detected FMDVGD - FMDV Genome Detected  
SOPs - WRL 026 (PCR), WRL 002 (Cell Culture), WRL 006 (ELISA)

A UKAS accredited testing laboratory No. 4025.

**LAB DATA VALIDATION REPORT**  
**LAB DATA AND TESTS FOR BATCH - WRLFMD/2011/00047**

**GENERAL LAB DATA**

WRL REF NUMBER	DATE RECEIVED	WEIGHT IN GRAMS	PH	STORED AMOUNT	DATE STORED	RT-PCR	INTERIM RESULT	FINAL RESULT	DATE VALIDATED	VALIDATED BY
HKN/2011/00008	07/12/2011	0.309	7	1	07/12/2011	POSITIVE		0		
HKN/2011/00009	07/12/2011	0.413	7.2	1	07/12/2011	POSITIVE		0		

**ELISA TEST DATA**


WRL REF NO	TEST TYPE	ATTEMPT	HOUR	SEROTYPE	RESULTS	NEGATIVE	DATE VALIDATED	VALIDATED BY
HKN/2011/00008	OS	1	0	O	0.41	NO		
	RS1	1	48	O	0.18	NO		
HKN/2011/00009	OS	1	0	O	0.32	NO		
	RS1	1	48	O	0.59	NO		

**TISSUE CULTURE TEST DATA**

WRL REF NUMBER	TC TEST TYPE	ATTEMPT NUMBER	HOUR	NUMBER OF TUBES	READING	DATE READ	DATE VALIDATED	VALIDATED BY
HKN/2011/00008	BTY1	1	24	5	-			
	BTY1	1	48	5	-			
	RS1	1	24	5	-			
HKN/2011/00009	RS1	1	48	5	+			
	BTY1	1	24	5	-			
	BTY1	1	48	5	-			
	RS1	1	24	5	→			
	RS1	1	48	5	+			

**CT VALUES**

WRL REF NUMBER	TEST NUMBER	WRL TEST REF	CT VALUE	CT MATERIAL	CT VIRUS	DATE VALIDATED	VALIDATED BY
HKN/2011/00008	1	WRL 0842	15.52	OS	FMD		
	2	WRL 0842	15.89	OS	FMD		
	3	WRL 0842	50	OS	SVD		
	4	WRL 0842	50	OS	SVD		
HKN/2011/00009	1	WRL 0842	12.34	OS	FMD		
	2	WRL 0842	12.08	OS	FMD		
	3	WRL 0842	50	OS	SVD		
	4	WRL 0842	50	OS	SVD		


Validated by 

Date 12/12/11

## FMD DETECTION AND SEROTYPING FULL RESULTS

**BATCH NUMBER - WRLFMD/2011/00047 DATE RECEIVED AT SITE - 07/12/2011 FROM HONG KONG, SPECIAL ADMIN. REGI**

**SENDER DETAILS**



Your Reference	WRL Reference	Description of Sample	Direct Antigen ELISA	Cell Culture / ELISA			PCR Result	Final Result
				BTY	RS	Other		
FMD 03/11 11-05460 (1)	HKN 8/2011	PIG, epithelium Collected 14/11/2011	O	-ve	O	15.52, 15.89, 50(SVD), 50(SVD)	O	
FMD 03/11 11-05460 (2)	HKN 9/2011	PIG, epithelium Collected 14/11/2011	O	-ve	O	12.34, 12.08, 50(SVD), 50(SVD)	O	

Validated by 

Date 12/12/11

NVD - No Virus Detected    POS - FMDV Genome Detected    NEG - No FMDV Genome Detected    FMDVGD - FMDV Genome Detected

WRLFMD/2011/00047

IAHIB/2011/00935

12 December 2011

Page 1 of 1

Created by IAH Informatics FMD serotyping Full Results Report