




PIRBRIGHT LABORATORY
Ash Road, Pirbright, Surrey GU24 0NF
Tel: +44 (0)1483 232441 Fax: +44 (0)1483 232448
Email: iah@iah.ac.uk
Website: www.iah.bbsrc.ac.uk

FMD Detection And Serotyping Results

Lab Reference WRL batch Number: WRLFMD/2012/00001

Sender Details:




Date Received: 03/01/2012

Country of Origin: VIETNAM, SOCIALIST REPUBLIC OF


Dear Dr Ngo Thanh Long,

Diagnostics work has now been completed in respect of the samples you submitted and the details are as attached.

Results Approved By




Official Stamp



Date:

9/1/12



To help us improve the quality of our service, please send any suggestions or requests to the Reference Laboratory by fax (+44 (0)1483 232621) or email (gareth.shimmon@iah.ac.uk). IAH actively seeks and appreciates feedback, if you would like to offer feedback please complete the WRLFMD survey: <http://www.surveymonkey.com/s/WRLFMD>

FMD Detection And Serotyping Results Report


INSTITUTE FOR ANIMAL HEALTH

Director: Professor John Fazakerley BSc, MBA, PhD, FRCPath

Lab Reference WRL Batch Number: WRLFMD/2012/00001

PIRBRIGHT LABORATORY

Sender
Details:



Ash Road, Pirbright,
Surrey GU24 0NF

Tel: +44 (0)1483 232441

Fax: +44 (0)1483 232448

Email: iah@iah.ac.uk

Website: www.iah.bbsrc.ac.uk

Date Received: 03/01/2012 Country Of Origin: VIETNAM, SOCIALIST REPU Date Tests Completed 09/01/2012

Your Reference	WRL Reference	Description of Sample	PCR Result	Serotyping Result by Cell Culture/ELISA
08-1045 3/11/11	VIT 9/2008	PIG, fluid/cell culture/bhk, Collected 04/02/2008	POS	O
11-6449 10/8/11	VIT 10/2008	PIG, fluid/cell culture/bhk, Collected 18/07/2008	POS	O
11-1680 22/2/11	VIT 38/2011	PIG, epithelial suspension, Collected 22/02/2011	POS	NVD
11-2187 10/3/11	VIT 39/2011	PIG, epithelial suspension, Collected 10/03/2011	POS	NVD
11-2489 23/3/11	VIT 40/2011	BUFFALO, epithelial suspension, Collected 21/03/2011	POS	NVD
11-9260 28/9/11	VIT 41/2011	PIG, epithelial suspension, Collected 28/09/2011	POS	O
11-9213	VIT 42/2011	PIG, epithelial suspension, Collected 28/09/2011	POS	O
11-11321 B 1/12/11	VIT 43/2011	PIG, epithelial suspension, Collected 01/12/2011	POS	NVD

NVD - No Virus Detected POS - FMDV Genome Detected NEG - No FMDV Genome Detected FMDVGD - FMDV Genome Detected

SOPs - WRL 026 (PCR), WRL 002 (Cell Culture), WRL 006 (ELISA)

A UKAS accredited testing laboratory No. 4025.

LAB DATA VALIDATION REPORT
LAB DATA AND TESTS FOR BATCH - WRLFMD/2012/00001

GENERAL LAB DATA

WRL REF NUMBER	DATE RECEIVED	WEIGHT IN GRAMS	PH	STORED AMOUNT	DATE STORED	RT-PCR	INTERIM RESULT	FINAL RESULT	DATE VALIDATED	VALIDATED BY
VIT/2008/00009	03/01/2012	0	0	1	03/01/2012	POSITIVE		O		
VIT/2008/00010	03/01/2012	0	0	1	03/01/2012	POSITIVE		O		
VIT/2011/00038	03/01/2012	0	0	1	03/01/2012	POSITIVE		FMDV GD		
VIT/2011/00039	03/01/2012	0	0	1	03/01/2012	POSITIVE		FMDV GD		
VIT/2011/00040	03/01/2012	0	0	1	03/01/2012	POSITIVE		FMDV GD		
VIT/2011/00041	03/01/2012	0	0	1	03/01/2012	POSITIVE		O		
VIT/2011/00042	03/01/2012	0	0	1	03/01/2012	POSITIVE		O		
VIT/2011/00043	03/01/2012	0	0	1	03/01/2012	POSITIVE		FMDV GD		

ELISA TEST DATA

WRL REF NO	TEST TYPE	ATTEMPT	HOUR	SEROTYPE	RESULTS	NEGATIVE	DATE VALIDATED	VALIDATED BY
VIT/2008/00009	RS1	1	48	O	1.58	NO		
VIT/2008/00010	BTY1	1	48	O	0.94	NO		
	RS1	1	48	O	1.88	NO		
VIT/2011/00041	BTY1	1	48	O	1.44	NO		
VIT/2011/00042	BTY1	1	48	O	2.04	NO		

TISSUE CULTURE TEST DATA


WRL REF NUMBER	TC TEST TYPE	ATTEMPT NUMBER	HOUR	NUMBER OF TUBES	READING	DATE READ	DATE VALIDATED	VALIDATED BY
VIT/2008/00009	BHK2 BTY1	1	24	5	-			
	BHK2 BTY1	1	48	5	-			
	BHK2 RS1	1	24	5	E			
	BHK2 RS1	1	48	5	+			
VIT/2008/00010	BHK BTY1	1	24	5	E			
	BHK BTY1	1	48	5	+			
	BHK RS1	1	24	5	-			
	BHK RS1	1	48	5	+			
VIT/2011/00038	BTY1	1	24	5	-			
	BTY1	1	48	5	-			
	BTY2	1	24	5	-			
	BTY2	1	48	5	-			
	RS1	1	24	5	-			
	RS1	1	48	5	?			
VIT/2011/00039	RS2	1	24	5	-			
	RS2	1	48	5	-			
	BTY1	1	24	5	-			
	BTY1	1	48	5	-			
	BTY2	1	24	5	-			
	BTY2	1	48	5	-			
VIT/2011/00040	RS1	1	24	5	-			
	RS1	1	48	5	?			
	RS2	1	24	5	-			
	RS2	1	48	5	-			
	BTY1	1	24	5	-			
	BTY2	1	24	5	-			

	BTY2	1	48	5	.		
	RS1	1	24	5	.		
	RS1	1	48	5	?-		
	RS2	1	24	5	.		
	RS2	1	48	5	.		
VIT/2011/00041	BTY1	1	24	5	VVE		
	BTY1	1	48	5	+		
	RS1	1	24	5	.		
	RS1	1	48	5	.		
VIT/2011/00042	BTY1	1	24	5	VVE		
	BTY1	1	48	5	+		
	RS1	1	24	5	.		
	RS1	1	48	5	.		
VIT/2011/00043	BTY1	1	24	5	.		
	BTY1	1	48	5	.		
	BTY2	1	24	5	.		
	BTY2	1	48	5	.		
	RS1	1	24	5	.		
	RS1	1	48	5	.		
	RS2	1	24	5	.		
	RS2	1	48	5	.		

CT VALUES

WRL REF NUMBER	TEST NUMBER	WRL TEST REF	CT VALUE	CT MATERIAL	CT VIRUS	DATE VALIDATED	VALIDATED BY
VIT/2008/00009	1	WRL 0851	13.72	OF	FMD		
	2	WRL 0851	13.97	OF	FMD		
VIT/2008/00010	1	WRL 0851	26.96	OF	FMD		
	2	WRL 0851	25.79	OF	FMD		
VIT/2011/00038	1	WRL 0851	21.7	OF	FMD		
	2	WRL 0851	21.55	OF	FMD		
VIT/2011/00039	1	WRL 0851	20.85	OF	FMD		
	2	WRL 0851	21.34	OF	FMD		
VIT/2011/00040	1	WRL 0851	18.95	OF	FMD		
	2	WRL 0851	18.66	OF	FMD		
VIT/2011/00041	1	WRL 0851	18.43	OF	FMD		
	2	WRL 0851	18.65	OF	FMD		
VIT/2011/00042	1	WRL 0851	17.73	OF	FMD		
	2	WRL 0851	17.85	OF	FMD		
VIT/2011/00043	1	WRL 0851	22.95	OF	FMD		
	2	WRL 0851	19.53	OF	FMD		

Validated by




Date

9/1/12

FMD DETECTION AND SEROTYPING FULL RESULTS

**BATCH NUMBER - WRLFMD/2012/00001 DATE RECEIVED AT SITE - 03/01/2012 FROM VIETNAM, SOCIALIST REPUBLIC OF
SENDER DETAILS**



Your Reference	WRL Reference	Description of Sample	Direct Antigen ELISA	Cell Culture / ELISA BTY RS	Other	PCR Result	Final Result
08-1045 3/11/11	VIT 9/2008	PIG, fluid/cell culture/bhk Collected 04/02/2008		-ve O		13.72, 13.97	O
11-6449 10/8/11	VIT 10/2008	PIG, fluid/cell culture/bhk Collected 18/07/2008		O O		26.96, 25.79	O
11-1680 22/2/11	VIT 38/2011	PIG, epithelial suspension Collected 22/02/2011		-ve -ve		21.7, 21.55	FMDV GD
11-2187 10/3/11	VIT 39/2011	PIG, epithelial suspension Collected 10/03/2011		-ve -ve		20.85, 21.34	FMDV GD
11-2489 23/3/11	VIT 40/2011	BUFFALO, epithelial suspension Collected 21/03/2011		-ve -ve		18.95, 18.66	FMDV GD
11-9260 28/9/11	VIT 41/2011	PIG, epithelial suspension Collected 28/09/2011		O -ve		16.43, 16.65	O

NVD - No Virus Detected POS - FMDV Genome Detected NEG - No FMDV Genome Detected FMDVGD - FMDV Genome Detected

WRLFMD/2012/00001

IAIIB/2012/00007

09 January 2012

Page 1 of 2

Created by IAH Informatics FMD serotyping Full Results Report

Your Reference	WRL Reference	Description of Sample	Direct Antigen ELISA	Cell Culture / ELISA BTY	RS	Other	PCR Result	Final Result
11-9213	VIT 42/2011	PIG, epithelial suspension Collected 28/09/2011		0	-ve		17.73, 17.85	0
11-11321 B 1/12/11	VIT 43/2011	PIG, epithelial suspension Collected 01/12/2011		-ve	-ve		22.95, 19.53	FMDV GD

Validated by



Date

9/12/12