



PIRBRIGHT LABORATORY
Ash Road, Pirbright, Surrey GU24 0NF
Tel: +44 (0)1483 232441 Fax: +44 (0)1483 232448
Email: iah@iah.ac.uk
Website: www.iah.bbsrc.ac.uk

FMD Detection And Serotyping Results

Lab Reference WRL batch Number: WRLFMD/2012/00004

Sender Details:




Date Received: 20/01/2012

Country of Origin: UNITED ARAB EMIRATES


Dear Dr. Habil Ulrich Wernery,

Diagnostics work has now been completed in respect of the samples you submitted and the details are as attached.

Results Approved By:




Official Stamp



Date:

1/2/12



To help us improve the quality of our service, please send any suggestions or requests to the Reference Laboratory by fax (+44 (0)1483 232621) or email (gareth.shimmon@iah.ac.uk). IAH actively seeks and appreciates feedback, if you would like to offer feedback please complete the WRLFMD survey: <http://www.surveymonkey.com/s/WRLFMD>

FMD Detection And Serotyping Results Report

INSTITUTE FOR ANIMAL HEALTH

Director: Professor John Fazakerley BSc, MBA, PhD, FRCPath

Lab Reference WRL Batch Number: WRLFMD/2012/00004

Sender
Details:



PIRBRIGHT LABORATORY

Ash Road, Pirbright,
Surrey GU24 0NF

Tel: +44 (0)1483 232441

Fax: +44 (0)1483 232448

Email: iah@iah.ac.uk

Website: www.iah.bbsrc.ac.uk

Date Received: 20/01/2012 Country Of Origin: UNITED ARAB EMIRATES Date Tests Completed 30/01/2012

Your Reference	WRL Reference	Description of Sample	PCR Result	Serotyping Result by Cell Culture/ELISA
D 2511/11	UAE 1/2011	GOAT, fluid, Collected 23/12/2011	POS	O

NVD - No Virus Detected POS - FMDV Genome Detected NEG - No FMDV Genome Detected FMDVGD - FMDV Genome Detected
SOPs - WRL 026 (PCR), WRL 002 (Cell Culture), WRL 006 (ELISA)

A UKAS accredited testing laboratory No. 4025.

FMD DETECTION AND SEROTYPING FULL RESULTS

BATCH NUMBER - WRLFMD/2012/00004 DATE RECEIVED AT SITE - 20/01/2012 FROM UNITED ARAB EMIRATES

SENDER DETAILS [REDACTED]

Your Reference	WRL Reference	Description of Sample	Direct Antigen ELISA		Cell Culture / ELISA			PCR Result	Final Result
			BTY	RS	Other	Other			
D 2511/11	UAE 1/2011	GOAT, fluid Collected 23/12/2011	0	0	0		9.41, 8.12	0	

Validated by [REDACTED]

Date 30/01/2012

NVD - No Virus Detected POS - FMDV Genome Detected NEG - No FMDV Genome Detected FMDVGD - FMDV Genome Detected

WRLFMD/2012/00004

IAHH/2012/00081

30 January 2012

Page 1 of 1

Created by IAH Informatics FMD serotyping Full Results Report

LAB DATA VALIDATION REPORT
LAB DATA AND TESTS FOR BATCH - WRLFMD/2012/00004

GENERAL LAB DATA

WRL REF NUMBER	DATE RECEIVED	WEIGHT IN GRAMS	PH	STORED AMOUNT	DATE STORED	RT-PCR	INTERIM RESULT	FINAL RESULT	DATE VALIDATED	VALIDATED BY
UAE/2011/00001	20/01/2012	0	0	1	20/01/2012	POSITIVE		0		

ELISA TEST DATA

WRL REF NO	TEST TYPE	ATTEMPT	HOUR	SEROTYPE	RESULTS	NEGATIVE	DATE VALIDATED	VALIDATED BY
UAE/2011/00001	BTY1	1	24	0	2.29	NO		
	OF	1	0	0	2.22	NO		
	RS1	1	24	0	2.41	NO		

TISSUE CULTURE TEST DATA

WRL REF NUMBER	TC TEST TYPE	ATTEMPT NUMBER	HOUR	NUMBER OF TUBES	READING	DATE READ	DATE VALIDATED	VALIDATED BY
UAE/2011/00001	BTY1	1	24	5	+			
	RS1	1	24	5	+			

CT VALUES

WRL REF NUMBER	TEST NUMBER	WRL TEST REF	CT VALUE	CT MATERIAL	CT VIRUS	DATE VALIDATED	VALIDATED BY
UAE/2011/00001	1	WRL 0858	9.41	OF	FMD		
	2	WRL 0858	8.12	OF	FMD		

Validated by



Date

30/01/2012