

PIRBRIGHT LABORATORY

Ash Road, Pirbright, Surrey GU24 0NF

Tel: +44 (0)1483 232441 Fax: +44 (0)1483 232448

Email: iah@iah.ac.uk

Website: www.iah.ac.uk



FMD Detection And Serotyping Results

Lab Reference WRL batch Number: WRLFMD/2012/00023

Sender Details:




Date Received: 22/06/2012

Country of Origin: THAILAND


Dear Panithan Thongtha,

Diagnostics work has now been completed in respect of the samples you submitted and the details are as attached.

Results Approved By:



Official Stamp



Date:

4/7/12

Handwritten signature in red ink



To help us improve the quality of our service, please send any suggestions or requests to the Reference Laboratory by fax (+44 (0)1483 232621) or email (gareth.shimmon@iah.ac.uk). IAH actively seeks and appreciates feedback, if you would like to offer feedback please complete the WRLFMD survey: <http://www.surveymonkey.com/s/WRLFMD>


FMD Detection And Serotyping Results Report

INSTITUTE FOR ANIMAL HEALTH

Director: Professor John Fazakerley BSc, MBA, PhD, FRCPath

Lab Reference WRL Batch Number: WRLFMD/2012/00023

PIRBRIGHT LABORATORY

Sender
Details:Ash Road, Pirbright,
Surrey GU24 0NF

Tel: +44 (0)1483 232441

Fax: +44 (0)1483 232448

Email: iah@iah.ac.uk

Website: www.iah.ac.uk

Date Received: 22/06/2012 Country Of Origin: THAILAND

Date Tests Completed 04/07/2012

Your Reference	WRL Reference	Description of Sample	PCR Result	Serotyping Result by Cell Culture/ELISA
O 82-1/11 R2B3	TAI 14/2011	CATTLE, fluid/cell culture, Collected 29/08/2011	FMDV GD	FMDV NEG
A 89-2/11 R2B4	TAI 15/2011	CATTLE, fluid/cell culture, Collected 21/10/2011	FMDV GD	A
A78/11 R2B6	TAI 16/2011	CATTLE, fluid/cell culture, Collected 24/10/2011	FMDV GD	A
A79-1/11 B5	TAI 17/2011	CATTLE, fluid/cell culture, Collected 24/10/2011	FMDV GD	A
A80-3/11 R1B4	TAI 18/2011	CATTLE, fluid/cell culture, Collected 24/10/2011	FMDV GD	A
A83/11 R2B5	TAI 19/2011	CATTLE, fluid/cell culture, Collected 24/10/2011	FMDV GD	A
A84/11 R2B5	TAI 20/2011	CATTLE, fluid/cell culture, Collected 24/10/2011	FMDV GD	A
O 95/11 R2B4	TAI 21/2011	CATTLE, fluid/cell culture, Collected 12/11/2011	FMDV GD	O
O 97/11 R1B2	TAI 22/2011	CATTLE, fluid/cell culture, Collected 12/11/2011	FMDV GD	O
A 94-3/11 R1B4	TAI 23/2011	CATTLE, fluid/cell culture, Collected 23/11/2011	FMDV GD	A

NVD - No Virus Detected FMDV GD - FMDV Genome Detected NGD - No Genome Detected

SOPs - WRL 026 (PCR), WRL 002 (Cell Culture), WRL 006 (ELISA)

A UKAS accredited testing laboratory No. 4025.

Your Reference	WRL Reference	Description of Sample	PCR Result	Serotyping Result by Cell Culture/ELISA
A 98/11 R1B3	TAI 24/2011	CATTLE, fluid/cell culture, Collected 23/11/2011	FMDV GD	A
O 101-2/11 R1B3	TAI 25/2011	CATTLE, fluid/cell culture, Collected 14/12/2011	FMDV GD	O
A 1/12 R2B3	TAI 1/2012	CATTLE, fluid/cell culture, Collected 18/01/2012	FMDV GD	A
A 2/12 R2B3	TAI 2/2012	CATTLE, fluid/cell culture, Collected 18/01/2012	FMDV GD	A
A 3/12 R2B3	TAI 3/2012	CATTLE, fluid/cell culture, Collected 26/03/2012	FMDV GD	A
A 4/12 R3B3	TAI 4/2012	CATTLE, fluid/cell culture, Collected 26/03/2012	FMDV GD	A
A 6/12 R1B3	TAI 5/2012	CATTLE, fluid/cell culture, Collected 26/03/2012	FMDV GD	A
A 14-1/12 R2	TAI 6/2012	CATTLE, fluid/cell culture, Collected 30/04/2012	FMDV GD	A
A 11-2/12 R2B2	TAI 7/2012	CATTLE, fluid/cell culture, Collected 02/05/2012	FMDV GD	A
A 16-2/12 R1B3	TAI 8/2012	CATTLE, fluid/cell culture, Collected 04/05/2012	FMDV GD	A
A 15/12 R1B3	TAI 9/2012	CATTLE, fluid/cell culture, Collected 08/05/2012	FMDV GD	A
A 17-1/12 R2B2	TAI 10/2012	CATTLE, fluid/cell culture, Collected 18/05/2012	FMDV GD	A
O 104/11 R2B4	TAI 11/2012	CATTLE, fluid/cell culture, Collected 18/01/2012	FMDV GD	O

NVD - No Virus Detected FMDV GD - FMDV Genome Detected NGD - No Genome Detected

SOPs - WRL 026 (PCR), WRL 002 (Cell Culture), WRL 006 (ELISA)

A UKAS accredited testing laboratory No. 4025.

Your Reference	WRL Reference	Description of Sample	PCR Result	Serotyping Result by Cell Culture/ELISA
A 12-1/12 R2B1	TAI 12/2012	CATTLE, fluid/cell culture, Collected 30/04/2012	FMDV GD	A

NVD - No Virus Detected FMDV GD - FMDV Genome Detected NGD - No Genome Detected
SOPs - WRL 026 (PCR), WRL 002 (Cell Culture), WRL 006 (ELISA)

A UKAS accredited testing laboratory No. 4025.