




PIRBRIGHT LABORATORY  
Ash Road, Pirbright, Surrey GU24 0NF  
Tel: +44 (0)1483 232441 Fax: +44 (0)1483 232448  
Email: iah@iah.ac.uk  
Website: www.iah.ac.uk

## FMD Detection And Serotyping Results

Lab Reference WRL batch Number: WRLFMD/2012/00032

Sender Details:




Date Received: 02/10/2012

Country of Origin: EGYPT


Dear General Organisation for Vet Services (GOVS),

Diagnostics work has now been completed in respect of the samples you submitted and the details are as attached.

Results Approved By:



Official Stamp



Date:

23/10/12



To help us improve the quality of our service, please send any suggestions or requests to the Reference Laboratory by fax (+44 (0)1483 232621) or email (gareth.shimmon@iah.ac.uk). IAH actively seeks and appreciates feedback, if you would like to offer feedback please complete the WRLFMD survey: <http://www.surveymonkey.com/s/WRLFMD>

## FMD Detection And Serotyping Results Report

INSTITUTE FOR ANIMAL HEALTH

Director: Professor John Fazakerley BSc, MBA, PhD, FRCPath

Lab Reference WRL Batch Number: WRLFMD/2012/00032

PIRBRIGHT LABORATORY

Sender  
Details:



Ash Road, Pirbright,  
Surrey GU24 0NF

Tel: +44 (0)1483 232441

Fax: +44 (0)1483 232448

Email: [iah@iah.ac.uk](mailto:iah@iah.ac.uk)

Website: [www.iah.ac.uk](http://www.iah.ac.uk)

Date Received: 02/10/2012	Country Of	EGYPT	Date Tests	
Your Reference	WRL Reference	Description of Sample	PCR Result	Serotyping Result by Cell Culture/ELISA
R/256 (12)	EGY 16/2012	BUFFALO, vesicular/suspension, Collected 08/03/2012	FMDV GD	SAT 2
R/256 (13)	EGY 17/2012	BUFFALO, vesicular/suspension, Collected 08/03/2012	FMDV GD	SAT 2
R/280 (2)	EGY 18/2012	CATTLE, vesicular/suspension, Collected 09/03/2012	FMDV GD	A
R/280 (3)	EGY 19/2012	CATTLE, vesicular/suspension, Collected 28/02/2012	FMDV GD	O
R/279 (1)	EGY 20/2012	CATTLE, vesicular/suspension, Collected 09/03/2012	FMDV GD	A
R/291 (15)	EGY 21/2012	CATTLE, vesicular/suspension, Collected 13/03/2012	FMDV GD	SAT 2
R/291 (14)	EGY 22/2012	CATTLE, vesicular/suspension, Collected 13/03/2012	FMDV GD	SAT 2
R/349 (16)	EGY 23/2012	CATTLE, heart/suspension, Collected 22/03/2012	FMDV GD	NVD
R/446 (17)	EGY 24/2012	CATTLE, heart/suspension, Collected 02/04/2012	FMDV GD	NVD
R/469 (5)	EGY 25/2012	SHEEP, heart/suspension, Collected 03/04/2012	FMDV GD	O

NVD - No Virus Detected      FMDV GD - FMDV Genome Detected  
SOPs - WRL 026 (PCR), WRL 002 (Cell Culture), WRL 006 (ELISA)

NGD - No Genome Detected

A UKAS accredited testing laboratory No. 4025.

<b>Your Reference</b>	<b>WRL Reference</b>	<b>Description of Sample</b>	<b>PCR Result</b>	<b>Serotyping Result by Cell Culture/ELISA</b>
R/529 (6)	EGY 26/2012	SHEEP, suspension/vesicular, Collected 25/04/2012	FMDV GD	O
RL/3 (7)	EGY 27/2012	CATTLE, suspension/vesicular, Collected 08/05/2012	FMDV GD	O
SUR/16 (19)	EGY 28/2012	CATTLE, suspension/vesicular, Collected 17/05/2012	FMDV GD	SAT 2
SUR/13 (18)	EGY 29/2012	CATTLE, suspension/vesicular, Collected 19/05/2012	FMDV GD	SAT 2
RL/36 (4)	EGY 30/2012	CATTLE, fluid/vesicular, Collected 19/05/2012	FMDV GD	A
SUR/21 (20)	EGY 31/2012	CATTLE, heart/suspension, Collected 21/05/2012	FMDV GD	SAT 2
SUR/20 (8)	EGY 32/2012	CATTLE, suspension/vesicular, Collected 22/05/2012	NOT TESTED	NVD
RL/33 (9)	EGY 33/2012	BUFFALO, heart/suspension, Collected 22/05/2012	NGD	NVD
SUR/33 (21)	EGY 34/2012	CATTLE; BUFFALO, suspension/vesicular, Collected 03/06/2012	NGD	NVD
RL/84 (10)	EGY 35/2012	CATTLE, suspension/vesicular, Collected 04/07/2012	FMDV GD	NVD
RL/123 (11)	EGY 36/2012	CATTLE, suspension/vesicular, Collected 05/08/2012	FMDV GD	NVD

Please note that we were unable to determine the serotype of EGY 18/2012, EGY 20/2012 and EGY 30/2012 using our standard ELISA assay which is accredited to ISO/IEC 17025 standard. These samples were serotyped using our integrin ELISA assay and although extensive validation has been carried out for it, it is not yet part of our portfolio of 17025 accredited assays.

In addition to this a SAT 2-specific real-time RT-PCR assay was performed on all samples. This assay has not been fully validated and is still a research tool. However it may be of interest that CT values were obtained for samples EGY 16/2012, EGY 17/2012, EGY 21/2012, EGY 22/2012, EGY 23/2012, EGY 24/2012, EGY 28/2012, EGY 29/2012, EGY 31/2012 and EGY 34/2012.

NVD - No Virus Detected      FMDV GD - FMDV Genome Detected      NGD - No Genome Detected  
SOPs - WRL 026 (PCR), WRL 002 (Cell Culture), WRL 006 (ELISA)  
A UKAS accredited testing laboratory No. 4025.