




4025



FMD Detection And Serotyping Results

Lab Reference WRL batch Number: WRLFMD/2021/00018

Sender Details:



Date Received: 21/12/2021


Country of Origin*: NIGERIA

Diagnostics work has now been completed in respect of the samples you submitted and the details are as attached.

Results A




Official Stamp:



Date:

9/12/2022



To help us improve the quality of our service, please send any suggestions or requests to the Reference Laboratory by email (reflabsfeedback@pirbright.ac.uk).

FMD Detection And Serotyping Results Report

Lab Reference WRL Batch Number: WRLFMD/2021/00018

Date Received: 21/12/2021 Country Of Origin*: NIGERIA

Date Tests Completed: 08/02/2022

Your Reference*	WRL Reference	Description of Sample*	PCR Result	Serotyping Result by Cell Culture/ELISA
EK/1/21	NIG 11/2021	CATTLE, tissue/epithelium, collected 08/10/2021	NGD	NVD
EK/2/21	NIG 12/2021	CATTLE, tissue/epithelium, collected 08/10/2021	FMDV GD	O
EK/3/21	NIG 13/2021	CATTLE, tissue/epithelium, collected 08/10/2021	FMDV GD	NVD
PL/KK/1/21	NIG 14/2021	CATTLE, tissue/epithelium, collected 12/09/2021	FMDV GD	NVD
PL/KK/2/21	NIG 15/2021	CATTLE, tissue/epithelium, collected 12/09/2021	FMDV GD	O
PL/KK/3/21	NIG 16/2021	CATTLE, tissue/epithelium, collected 12/09/2021	FMDV GD	O
PL/KK/4/21	NIG 17/2021	CATTLE, tissue/epithelium, collected 12/09/2021	FMDV GD	O
PJ/JS/5/21	NIG 18/2021	CATTLE, tissue/epithelium, collected 21/10/2021	FMDV GD	O
PL/PKN/1/21	NIG 19/2021	CATTLE, tissue/epithelium, collected 12/11/2021	FMDV GD	O
PL/PKN/2/21	NIG 20/2021	CATTLE, tissue/epithelium, collected 12/11/2021	FMDV GD	O
PL/PKN/3/21	NIG 21/2021	CATTLE, tissue/epithelium, collected 12/11/2021	FMDV GD	O
PL/PKN/4/21	NIG 22/2021	CATTLE, tissue/epithelium, collected 12/11/2021	FMDV GD	O

Version 1

NVD - No Virus Detected FMDV GD - FMDV Genome Detected NGD - No Genome Detected

SOPs: WRL-SOP-35 and WRL-SOP-26 (rRT-PCR), WRL-SOP-2 (Virus isolation), WRL-SOP-6 and WRL-SOP-39 (Ag-ELISA)

* Data supplied by the customer

The results relate only to the samples tested and as received. This report shall not be reproduced, except in full.

Your Reference*	WRL Reference	Description of Sample*	PCR Result	Serotyping Result by Cell Culture/ELISA
PL/PKN/5/21	NIG 23/2021	CATTLE, tissue/epithelium, collected 12/11/2021	FMDV GD	O

Results are determined on the basis of the acceptance criteria defined on the validation of the tests described.

Version 1 NVD - No Virus Detected FMDV GD - FMDV Genome Detected NGD - No Genome Detected
SOPs: WRL-SOP-35 and WRL-SOP-26 (rRT-PCR), WRL-SOP-2 (Virus isolation), WRL-SOP-6 and WRL-SOP-39 (Ag-ELISA)

* Data supplied by the customer

The results relate only to the samples tested and as received. This report shall not be reproduced, except in full.